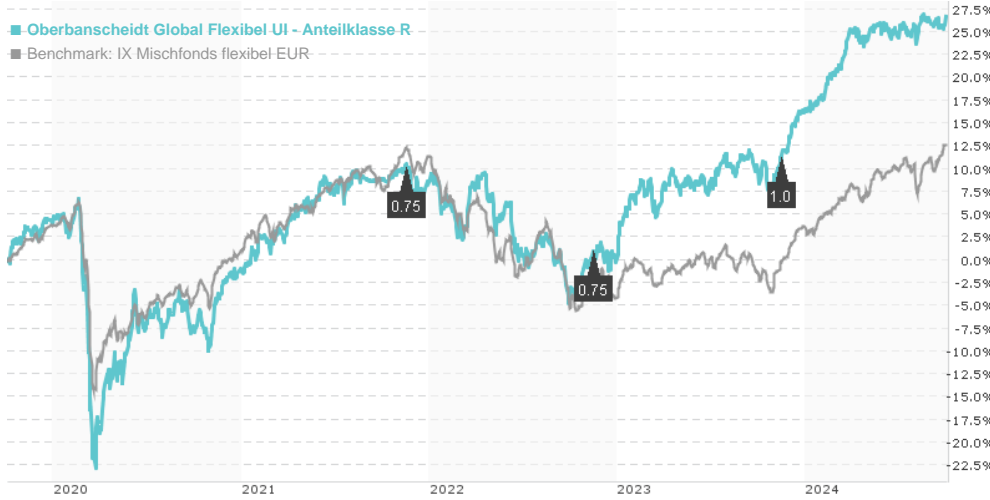


Oberbanscheidt Global Flexibel UI - Anteilklasse R / DE000A1T75R4 / A1T75R / Universal-Investment

Last 10/01/2024 ¹	Region	Branch	Type of yield	Type
136.21 EUR	Worldwide	Mixed fund/flexible	paying dividend	Mixed Fund



Risk key figures

SRI	1	2	3	4	5	6	7
Mountain-View Funds Rating ²	EDA ³						58

Yearly Performance

2023	+16.43%
2022	-8.02%
2021	+9.87%
2020	-4.95%
2019	+14.23%

Master data		Conditions		Other figures	
Fund type	Single fund	Issue surcharge	4.00%	Minimum investment	UNT 0
Category	Mixed Fund	Planned administr. fee	0.00%	Savings plan	Yes
Sub category	Mixed fund/flexible	Deposit fees	0.10%	UCITS / OGAW	Yes
Fund domicile	Germany	Redemption charge	0.00%	Performance fee	15.00%
Tranch volume	(10/01/2024) EUR 46.36 mill.	Ongoing charges	-	Redeployment fee	0.00%
Total volume	(10/01/2024) EUR 60.15 mill.	Dividends		Investment company	
Launch date	11/22/2013	15.11.2023	1.00 EUR	Universal-Investment	
KESt report funds	No	15.11.2022	0.75 EUR	Theodor-Heuss-Allee 70, 60486, Frankfurt am Main	
Business year start	01.10.	15.11.2021	0.75 EUR	Germany	
Sustainability type	-	16.11.2020	0.52 EUR	https://www.universal-investment.com	
Fund manager	-	15.11.2019	1.00 EUR		

Performance	1M	6M	YTD	1Y	2Y	3Y	5Y	Since start
Performance	+0.74%	+1.51%	+9.08%	+15.34%	+30.56%	+16.36%	+25.36%	+48.44%
Performance p.a.	-	-	-	+15.34%	+14.31%	+5.18%	+4.62%	+3.70%
Sharpe ratio	1.43	-0.05	1.78	2.21	1.71	0.26	0.13	0.05
Volatility	4.50%	5.20%	5.09%	5.47%	6.46%	7.45%	10.03%	9.19%
Worst month	-	-1.05%	-1.05%	-2.19%	-2.19%	-5.37%	-14.91%	-14.91%
Best month	-	1.15%	3.76%	4.60%	7.09%	7.09%	7.95%	7.95%
Maximum loss	-0.96%	-1.85%	-1.85%	-3.02%	-4.12%	-13.83%	-27.73%	-

Distribution permission

Germany, Czech Republic

¹ Important note on update status: The displayed date refers exclusively to the calculation of the NAV.

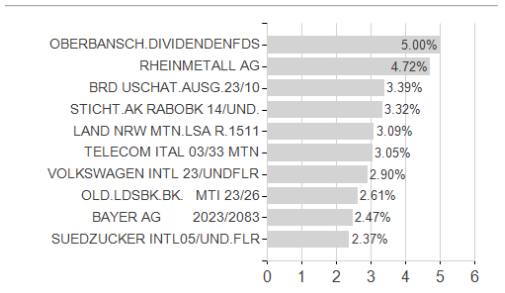
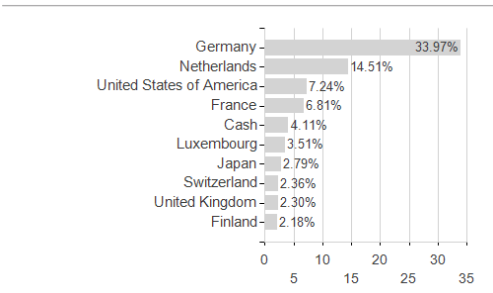
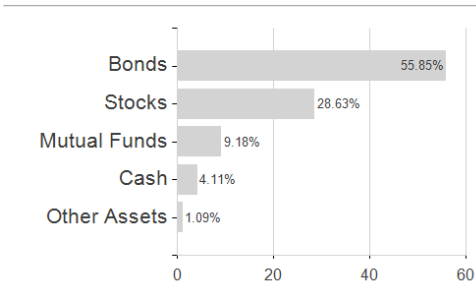
² The Mountain-View Data Fund Rating calculates a comparative ranking for funds using yield, volatility and trend data. For more information visit [MVD Funds Rating](#)

³ Displays the Ethical-Dynamical Ratio calculated according to standard criteria. The maximum value is 100. For more information visit [EDA](#)

Oberbanscheidt Global Flexibel UI - Anteilklasse R / DE000A1T75R4 / A1T75R / Universal-Investment

Assessment Structure

Assets Countries Largest positions



Issuer Duration Currencies

