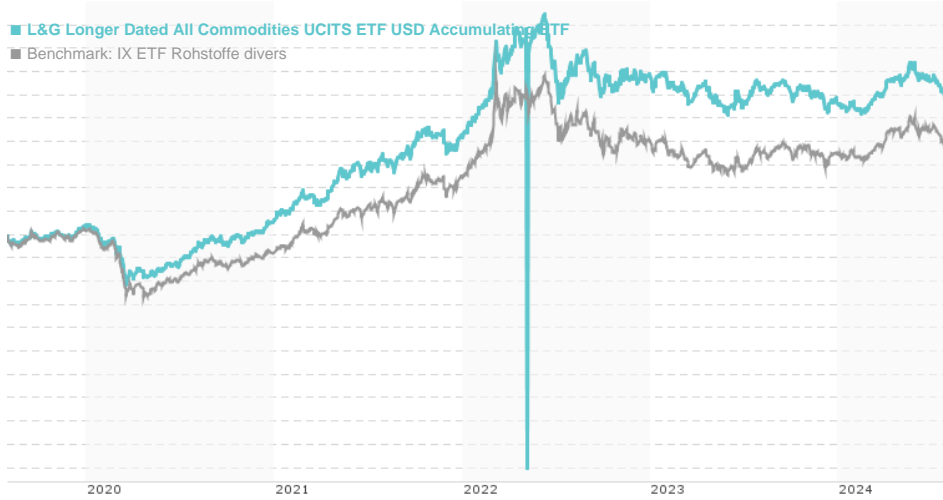


L&G Longer Dated All Commodities UCITS ETF USD Accumulating ETF / IE00B4WPHX27 / A1CXBU / LGIM Managers

| | | | | |
|------------------------------|-----------|-----------------|---------------|----------------------|
| Last 07/30/2024 ¹ | Region | Branch | Type of yield | Type |
| 21.78 USD | Worldwide | ETF Commodities | reinvestment | Alternative Investm. |



Risk key figures

| | | | | | | | |
|---|------------------|---|---|---|---|---|---|
| SRI | 1 | 2 | 3 | 4 | 5 | 6 | 7 |
| Mountain-View Funds Rating ² | EDA ³ | | | | | | |
| | - | | | | | | |

Yearly Performance

| | |
|------|---------|
| 2023 | -7.27% |
| 2022 | +19.11% |
| 2021 | +32.68% |
| 2020 | +3.11% |
| 2019 | +7.99% |

| Master data | | Conditions | | Other figures | |
|---------------------|-------------------------------|------------------------------------|-------|---------------------------|-------|
| Fund type | Single fund | Issue surcharge | 0.00% | Minimum investment | UNT 1 |
| Category | Special Type | Planned administr. fee | 0.00% | Savings plan | - |
| Sub category | ETF Commodities | Deposit fees | 0.00% | UCITS / OGAW | Yes |
| Fund domicile | Ireland | Redemption charge | 0.00% | Performance fee | 0.00% |
| Tranch volume | (07/30/2024) USD 405.70 mill. | Ongoing charges | - | Redeployment fee | 0.00% |
| Total volume | (07/30/2024) USD 405.70 mill. | Dividends | | Investment company | |
| Launch date | 3/18/2010 | LGIM Managers (EU) | | | |
| KESt report funds | Yes | 2 Dublin Landings, 1-W-131, Dublin | | | |
| Business year start | 01.07. | Ireland | | | |
| Sustainability type | - | www.lgim.com/ie/ | | | |
| Fund manager | - | | | | |

| Performance | 1M | 6M | YTD | 1Y | 2Y | 3Y | 5Y | Since start |
|------------------|--------|--------|--------|--------|---------|---------|---------|-------------|
| Performance | -4.78% | +0.74% | +1.16% | -4.15% | -7.59% | +19.05% | +58.34% | +8.48% |
| Performance p.a. | - | - | - | -4.15% | -3.88% | +5.98% | +9.62% | +0.57% |
| Sharpe ratio | -5.91 | -0.22 | -0.17 | -0.78 | -0.61 | 0.15 | 0.41 | -0.23 |
| Volatility | 8.40% | 9.95% | 9.71% | 9.97% | 12.40% | 15.50% | 14.71% | 13.45% |
| Worst month | - | -4.39% | -4.39% | -4.39% | -7.59% | -10.91% | -10.91% | -14.61% |
| Best month | - | 4.04% | 4.04% | 5.71% | 5.71% | 9.17% | 9.17% | 10.59% |
| Maximum loss | -5.99% | -9.05% | -9.05% | -9.05% | -15.54% | -22.10% | -24.53% | - |

Distribution permission

Austria, Germany, Switzerland, United Kingdom

1 Important note on update status: The displayed date refers exclusively to the calculation of the NAV.

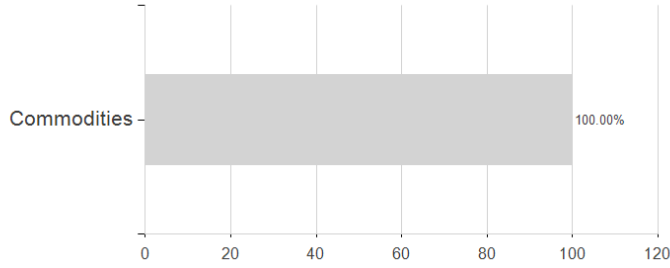
2 The Mountain-View Data Fund Rating calculates a comparative ranking for funds using yield, volatility and trend data. For more information visit [MVD Funds Rating](#)

3 Displays the Ethical-Dynamical Ratio calculated according to standard criteria. The maximum value is 100. For more information visit [EDA](#)

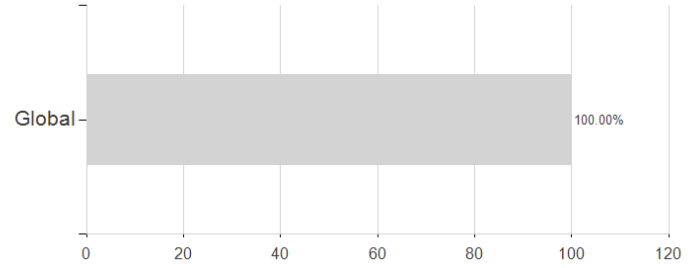
L&G Longer Dated All Commodities UCITS ETF USD Accumulating ETF / IE00B4WPHX27 / A1CXBU / LGIM Managers

Assessment Structure

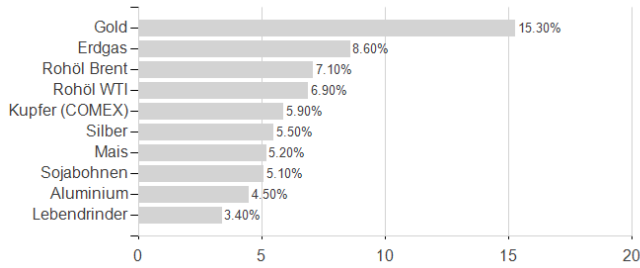
Assets



Countries



Largest positions



Branches

