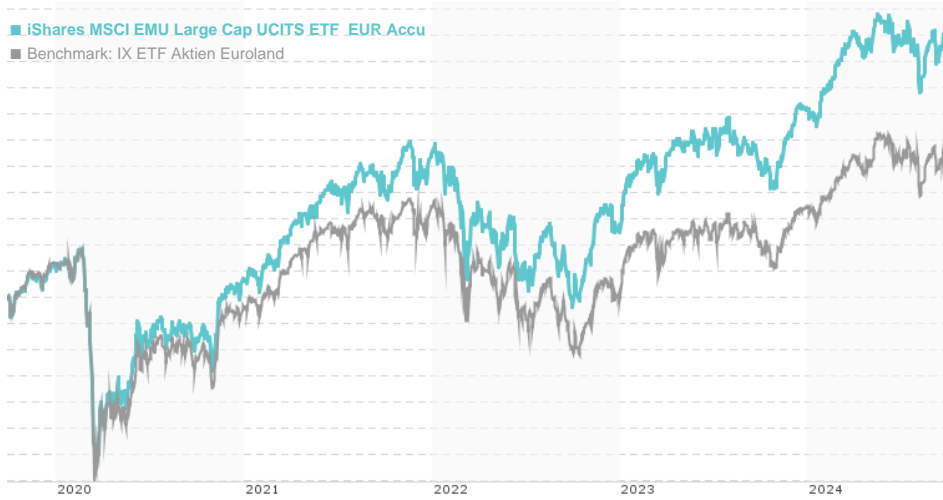


iShares MSCI EMU Large Cap UCITS ETF EUR Accu / IE00BCLWRF22 / A1W37Z / BlackRock AM (IE)

Last 09/25/2024 ¹	Region	Branch	Type of yield	Type
57.46 EUR	Euroland	ETF Stocks	reinvestment	Alternative Investm.



Risk key figures

SRI	1	2	3	4	5	6	7	
Mountain-View Funds Rating ²							EDA ³	65

Yearly Performance

2023	+21.03%
2022	-11.76%
2021	+23.30%
2020	-1.76%
2019	+28.47%

Master data		Conditions		Other figures	
Fund type	Single fund	Issue surcharge	0.00%	Minimum investment	UNT 1
Category	Equity	Planned administr. fee	0.00%	Savings plan	-
Sub category	ETF Stocks	Deposit fees	0.00%	UCITS / OGAW	Yes
Fund domicile	Ireland	Redemption charge	0.00%	Performance fee	0.00%
Tranch volume	(09/25/2024) EUR 120.74 mill.	Ongoing charges	-	Redeployment fee	0.00%
Total volume	(09/25/2024) EUR 120.74 mill.	Dividends		Investment company	
Launch date	9/13/2013	BlackRock AM (IE) 12 Throgmorton Avenue, EC2N 2DL, London United Kingdom https://www.blackrock.com			
KESt report funds	Yes				
Business year start	01.06.				
Sustainability type	-				
Fund manager	BlackRock Asset Management Ireland Limited				

Performance	1M	6M	YTD	1Y	2Y	3Y	5Y	Since start
Performance	+0.52%	-0.09%	+9.93%	+18.73%	+48.86%	+21.43%	+51.24%	+130.19%
Performance p.a.	-	-	-	+18.68%	+22.01%	+6.69%	+8.62%	+7.84%
Sharpe ratio	0.24	-0.27	0.86	1.30	1.38	0.20	0.27	0.25
Volatility	13.54%	13.21%	12.15%	11.81%	13.47%	16.82%	19.67%	17.85%
Worst month	-	-2.19%	-2.19%	-3.05%	-6.00%	-9.12%	-17.11%	-17.11%
Best month	-	4.31%	4.31%	7.96%	9.87%	9.87%	17.49%	17.49%
Maximum loss	-4.15%	-9.61%	-9.61%	-9.61%	-10.09%	-24.21%	-38.32%	-

Distribution permission

Austria, Germany, Switzerland, United Kingdom, Czech Republic

¹ Important note on update status: The displayed date refers exclusively to the calculation of the NAV.

² The Mountain-View Data Fund Rating calculates a comparative ranking for funds using yield, volatility and trend data. For more information visit [MVD Funds Rating](#)

³ Displays the Ethical-Dynamical Ratio calculated according to standard criteria. The maximum value is 100. For more information visit [EDA](#)

DISCLAIMER: The information on this page are for informational purposes only and should neither an offer to sell nor a solicitation for the purchase of the security or recommendation in favor of the security to be understood. baha GmbH assumes no liability despite thorough searches for the accuracy of the data.

Funds data from: www.mountain-view.com. Fact Sheet created by: www.baha.com

iShares MSCI EMU Large Cap UCITS ETF EUR Accu / IE00BCLWRF22 / A1W37Z / BlackRock AM (IE)

Investment strategy

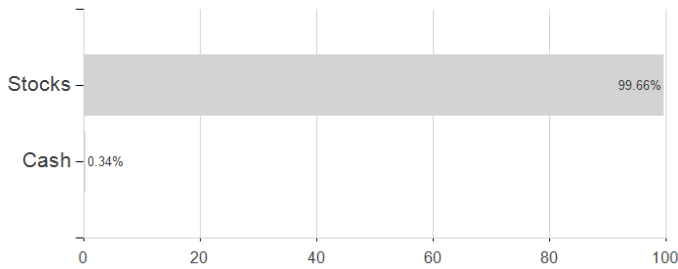
The Index measures the performance of large capitalisation companies across developed market countries in the Economic and Monetary Union of the EU which comply with the MSCI size, liquidity and free float criteria. The Index is a free float-adjusted market capitalisation weighted index. Free float-adjusted means that only shares readily available in the market rather than all of a company's issued shares are used in calculating the Index. Free float-adjusted market capitalisation is the share price of a company multiplied by the number of shares readily available in the market. Securities that are liquid are liquid means that they can be easily bought or sold in the market in normal market conditions. The investment manager may use financial derivative instruments (FDIs) (i.e. investments the prices of which are based on one or more underlying assets) to help achieve the Fund's investment objectives. FDIs may be used for direct investment purposes.

Investment goal

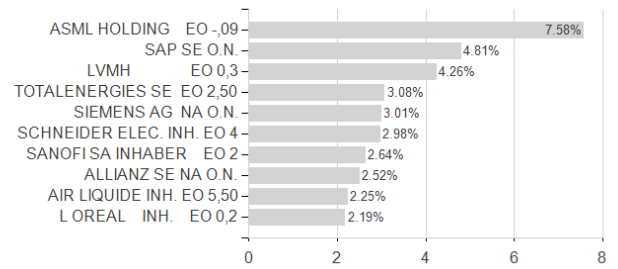
The Share Class is a share class of a Fund which aims to achieve a return on your investment, through a combination of capital growth and income on the Fund's assets, which reflects the return of the MSCI EMU Large Cap Index, the Fund's benchmark index (Index). The Share Class, via the Fund is passively managed and aims to invest so far as possible and practicable in the equity securities (e.g. shares) that make up the Index.

Assessment Structure

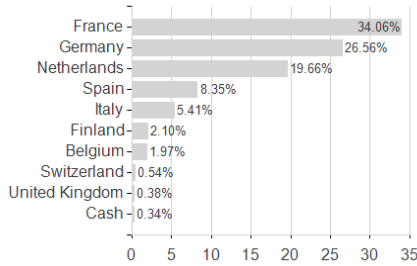
Assets



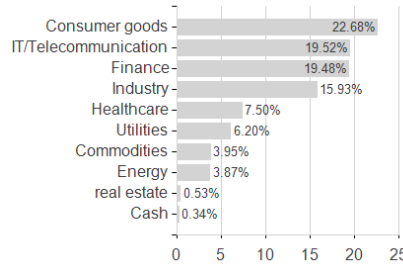
Largest positions



Countries



Branches



Currencies

