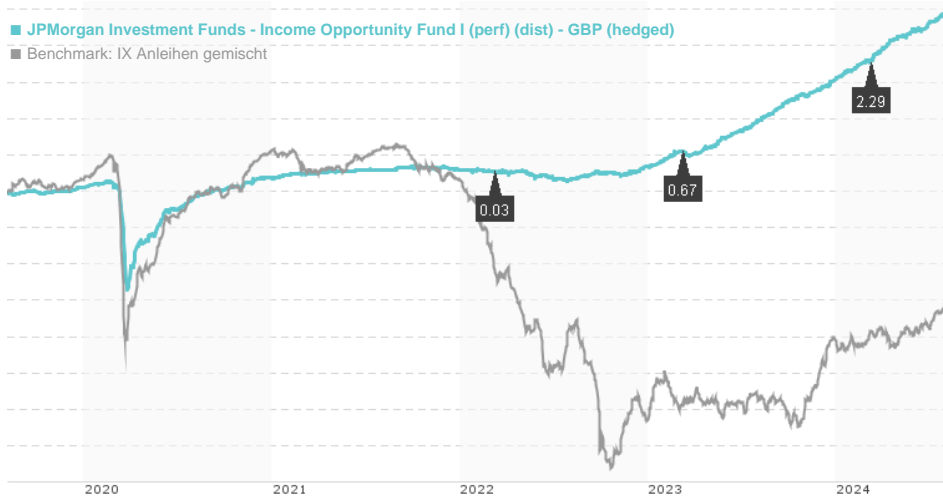


JPMorgan Investment Funds - Income Opportunity Fund I (perf) (dist) - GBP (hedged) / LU0973650087 / A1W5W5 /

Last 08/02/2024 ¹	Region	Branch	Type of yield	Type
57.17 GBP	Worldwide	Bonds: Mixed	paying dividend	Fixed-Income Fund



Risk key figures

SRI	1	2	3	4	5	6	7
Mountain-View Funds Rating ²	EDA ³						
	▲▲▲▲▲▲▲						

Yearly Performance

2023	+4.68%
2022	+0.23%
2021	+0.43%
2020	+0.51%
2019	+2.47%

Master data		Conditions		Other figures	
Fund type	Single fund	Issue surcharge	0.00%	Minimum investment	USD 10,000,000.00
Category	Bonds	Planned administr. fee	0.00%	Savings plan	-
Sub category	Bonds: Mixed	Deposit fees	0.00%	UCITS / OGAW	Yes
Fund domicile	Luxembourg	Redemption charge	0.00%	Performance fee	20.00%
Tranch volume	(08/02/2024) USD 0.097 mill.	Ongoing charges	-	Redeployment fee	0.00%
Total volume	(08/02/2024) USD 980.73 mill.	Dividends		Investment company	
Launch date	10/15/2013	08.03.2024	2.29 GBP	JPMorgan AM (EU)	
KESt report funds	No	08.03.2023	0.67 GBP	PO Box 275, 2012, Luxembourg	
Business year start	01.01.	08.03.2022	0.03 GBP	Luxembourg	
Sustainability type	-	09.03.2021	0.68 GBP	https://www.jpmorganassetmanagement.de	
Fund manager	William Eigen, Jeffrey Wheeler	10.03.2020	1.72 GBP		

Performance	1M	6M	YTD	1Y	2Y	3Y	5Y	Since start
Performance	+0.28%	+2.75%	+3.25%	+5.52%	+8.92%	+8.29%	+9.55%	+19.59%
Performance p.a.	-	-	-	+5.51%	+4.36%	+2.69%	+1.84%	+1.67%
Sharpe ratio	-0.52	2.24	2.37	2.48	1.04	-1.39	-1.55	-1.51
Volatility	0.55%	0.87%	0.84%	0.76%	0.70%	0.68%	1.16%	1.30%
Worst month	-	-0.05%	-0.05%	-0.05%	-0.09%	-0.29%	-4.38%	-4.38%
Best month	-	0.78%	0.78%	0.78%	0.78%	0.78%	1.58%	2.20%
Maximum loss	-0.10%	-0.18%	-0.18%	-0.18%	-0.29%	-0.81%	-5.95%	-

Distribution permission

Austria, Germany, Switzerland, United Kingdom

¹ Important note on update status: The displayed date refers exclusively to the calculation of the NAV.

² The Mountain-View Data Fund Rating calculates a comparative ranking for funds using yield, volatility and trend data. For more information visit [MVD Funds Rating](#)

³ Displays the Ethical-Dynamical Ratio calculated according to standard criteria. The maximum value is 100. For more information visit [EDA](#)

JPMorgan Investment Funds - Income Opportunity Fund I (perf) (dist) - GBP (hedged) / LU0973650087 / A1W5W5 /

Investment strategy

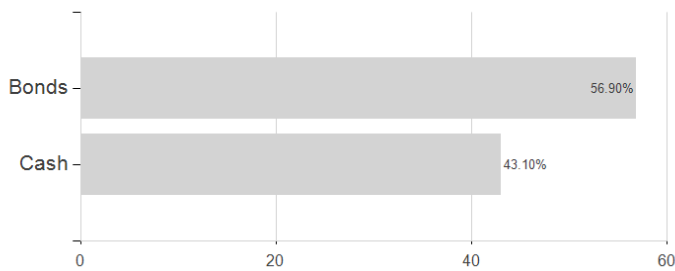
The majority of assets invested in a broad range of government and corporate debt securities from issuers anywhere in the world, including emerging markets. The Sub-Fund is expected to invest between 10% and 30% of its assets in mortgage-backed securities (MBS) and/or asset-backed securities (ABS) of any credit quality, however, due to the unconstrained investment approach, the actual investment level may vary. MBS which may be agency (issued by quasi US government agencies) and non-agency (issued by private institutions) refers to debt securities that are backed by mortgages, including residential and commercial mortgages, and ABS refers to those that are backed by other types of assets such as credit card debt, car loans, consumer loans and equipment leases. The Sub-Fund may also invest in other assets such as convertible securities, equities, ETFs and REITs. To a limited extent, the Sub-Fund may invest in distressed debt securities and securities in default.

Investment goal

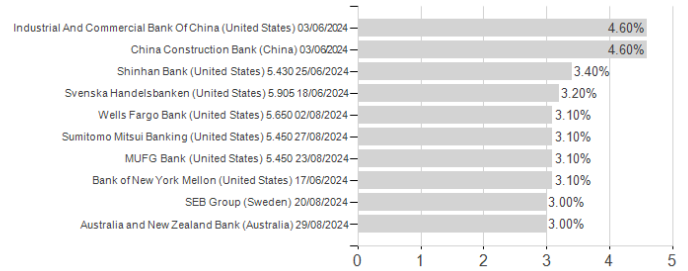
To achieve a return in excess of the benchmark by exploiting investment opportunities in, amongst others, the debt and currency markets, and using derivatives where appropriate.

Assessment Structure

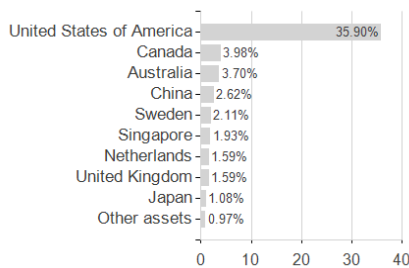
Assets



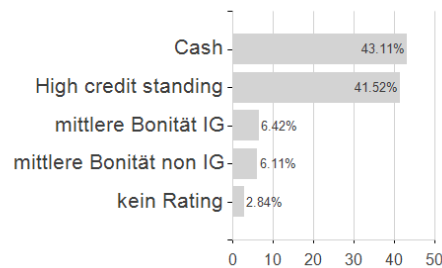
Largest positions



Countries



Rating



Issuer

