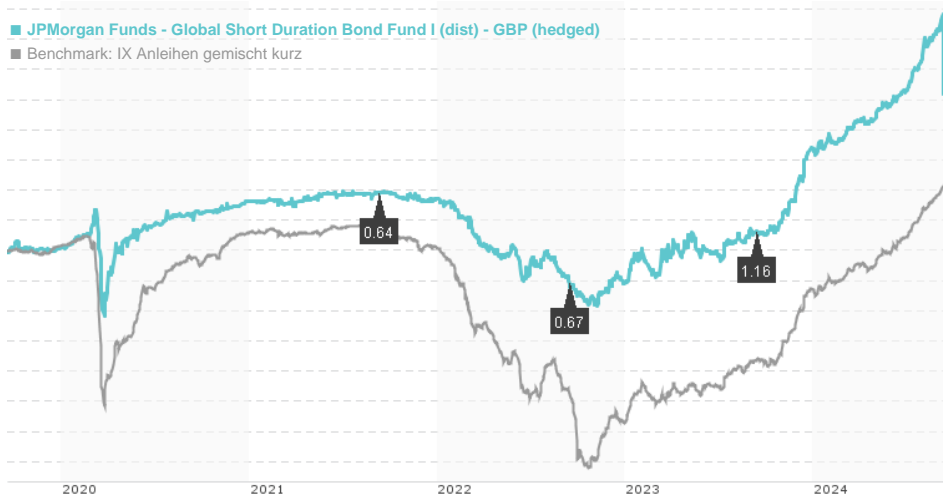


JPMorgan Funds - Global Short Duration Bond Fund I (dist) - GBP (hedged) / LU0973526154 / A1W5XJ / JPMorgan

| | | | | |
|------------------------------|-----------|--------------|-----------------|-------------------|
| Last 09/17/2024 ¹ | Region | Branch | Type of yield | Type |
| 61.01 GBP | Worldwide | Bonds: Mixed | paying dividend | Fixed-Income Fund |



Risk key figures

| | | | | | | | |
|---|---|---|---|---|---|---|------------------|
| SRI | 1 | 2 | 3 | 4 | 5 | 6 | 7 |
| Mountain-View Funds Rating ² | | | | | | | EDA ³ |
| | | | | | | | 79 |

Yearly Performance

| | |
|------|--------|
| 2023 | +4.54% |
| 2022 | -2.75% |
| 2021 | +0.06% |
| 2020 | +1.56% |
| 2019 | +2.16% |

| Master data | | Conditions | | Other figures | |
|---------------------|--|------------------------|----------|--|-------------------|
| Fund type | Single fund | Issue surcharge | 0.00% | Minimum investment | USD 10,000,000.00 |
| Category | Bonds | Planned administr. fee | 0.00% | Savings plan | - |
| Sub category | Bonds: Mixed | Deposit fees | 0.00% | UCITS / OGAW | Yes |
| Fund domicile | Luxembourg | Redemption charge | 0.00% | Performance fee | 0.00% |
| Tranch volume | (09/17/2024) USD 0.038 mill. | Ongoing charges | - | Redeployment fee | 0.00% |
| Total volume | (09/17/2024) USD 395.38 mill. | Dividends | | Investment company | |
| Launch date | 10/16/2013 | 13.09.2023 | 1.16 GBP | JPMorgan AM (EU) | |
| KESt report funds | No | 14.09.2022 | 0.67 GBP | PO Box 275, 2012, Luxembourg | |
| Business year start | 01.07. | 09.09.2021 | 0.64 GBP | Luxembourg | |
| Sustainability type | - | 10.09.2020 | 0.67 GBP | https://www.jpmorganassetmanagement.de | |
| Fund manager | Myles Bradshaw, Iain Stealey, Linda Raggi, Seamus Mac Gorain, Cary Fitzgerald, Nicholas Wall | 05.09.2019 | 0.93 GBP | | |

| Performance | 1M | 6M | YTD | 1Y | 2Y | 3Y | 5Y | Since start |
|------------------|--------|--------|--------|--------|--------|--------|--------|-------------|
| Performance | -1.53% | +1.23% | +1.85% | +4.72% | +6.59% | +3.33% | +5.46% | +11.89% |
| Performance p.a. | - | - | - | +4.72% | +3.24% | +1.10% | +1.07% | +1.03% |
| Sharpe ratio | -2.51 | -0.28 | -0.28 | 0.47 | -0.10 | -1.18 | -1.32 | -1.86 |
| Volatility | 8.42% | 3.54% | 3.03% | 2.68% | 2.28% | 2.01% | 1.82% | 1.31% |
| Worst month | - | -1.79% | -1.79% | -1.79% | -1.79% | -1.79% | -1.92% | -1.92% |
| Best month | - | 1.02% | 1.27% | 1.27% | 1.27% | 1.27% | 1.53% | 1.53% |
| Maximum loss | -2.43% | -2.43% | -2.43% | -2.43% | -2.43% | -3.70% | -3.72% | - |

Distribution permission

Austria, Germany, Switzerland, United Kingdom, Czech Republic

¹ Important note on update status: The displayed date refers exclusively to the calculation of the NAV.

² The Mountain-View Data Fund Rating calculates a comparative ranking for funds using yield, volatility and trend data. For more information visit [MVD Funds Rating](#)

³ Displays the Ethical-Dynamical Ratio calculated according to standard criteria. The maximum value is 100. For more information visit [EDA](#)

JPMorgan Funds - Global Short Duration Bond Fund I (dist) - GBP (hedged) / LU0973526154 / A1W5XJ / JPMorgan

Investment strategy

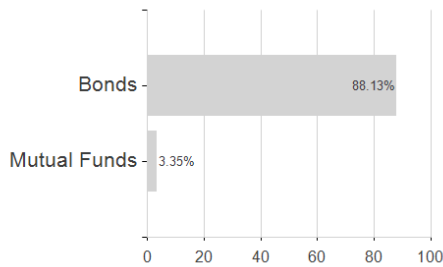
At least 67% of assets invested, either directly or through derivatives, in investment grade short-term debt securities (including MBS/ABS) of issuers anywhere in the world, including emerging markets. The Sub-Fund is expected to invest between 5% and 20% of its assets in mortgage-backed securities (MBS) and/or asset-backed securities (ABS). MBS which may be agency (issued by quasi US government agencies) and non-agency (issued by private institutions) refers to debt securities that are backed by mortgages, including residential and commercial mortgages, and ABS refers to those that are backed by other types of assets such as credit card debt, car loans, consumer loans and equipment leases. The Sub-Fund is actively managed. The majority of issuers in the Sub-Fund are likely to be represented in the benchmark because the Investment Manager uses it as a basis for portfolio construction, but has some discretion to deviate from its composition and risk characteristics within indicative risk parameters.

Investment goal

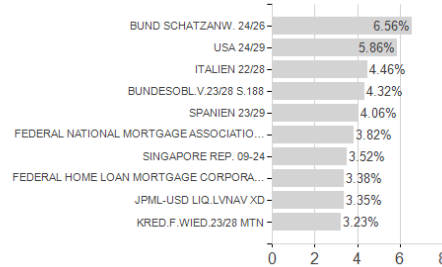
To achieve a return in excess of global short duration bond markets by investing primarily in global investment grade short-term debt securities, using derivatives where appropriate.

Assessment Structure

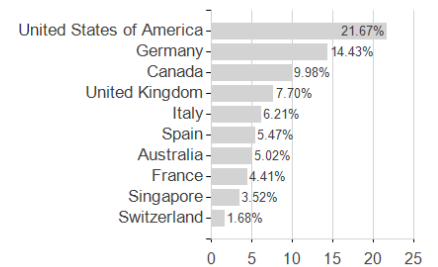
Assets



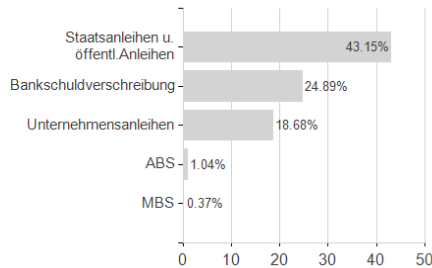
Largest positions



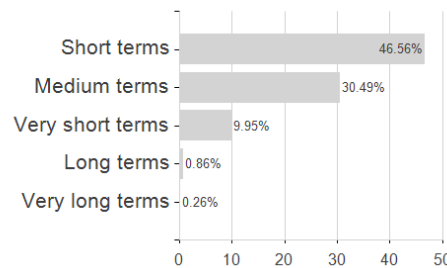
Countries



Issuer



Duration



Currencies

