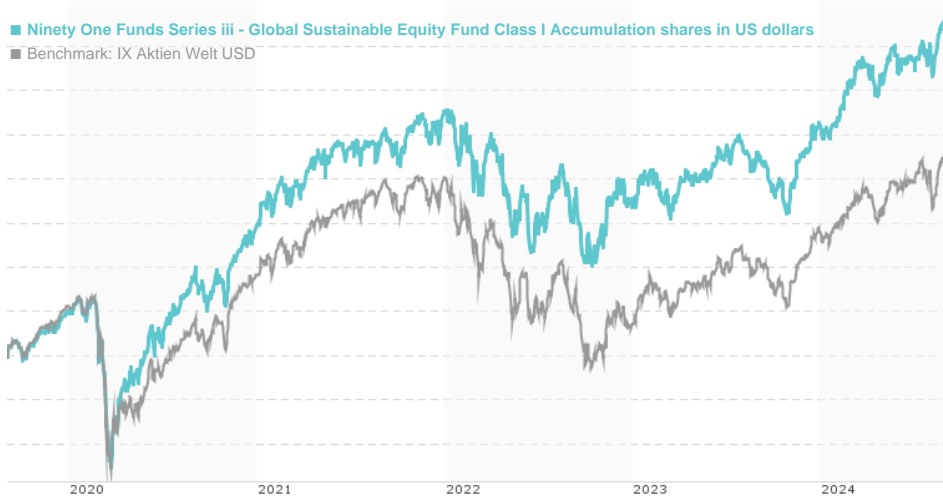


Ninety One Funds Series iii - Global Sustainable Equity Fund Class I Accumulation shares in US dollars /

Last 09/03/2024 ¹	Region	Branch	Type of yield	Type
2.55 USD	Worldwide	Mixed Sectors	reinvestment	Equity Fund



Risk key figures

SRI	1	2	3	4	5	6	7
Mountain-View Funds Rating ²	EDA ³						
	80						

Yearly Performance

2023	+12.60%
2022	-12.36%
2021	+19.44%
2020	+18.11%
2019	+26.20%

Master data		Conditions		Other figures	
Fund type	Single fund	Issue surcharge	0.00%	Minimum investment	USD 1,000,000.00
Category	Equity	Planned administr. fee	0.00%	Savings plan	-
Sub category	Mixed Sectors	Deposit fees	0.03%	UCITS / OGAW	-
Fund domicile	United Kingdom	Redemption charge	0.00%	Performance fee	0.00%
Tranch volume	-	Ongoing charges (02/20/2023)	0.89%	Redeployment fee	0.00%
Total volume	(09/03/2024) GBP 152.62 mill.	Dividends		Investment company	
Launch date	7/30/2013			Ninety One	
KESt report funds	No			55 Gresham Straße, EC2V 7EL, London	
Business year start	29.02.			United Kingdom	
Sustainability type	Ethics/ecology			ninetyone.com/	
Fund manager	R.Roodt, Ch.Baalham, J.Parker				

Performance	1M	6M	YTD	1Y	2Y	3Y	5Y	Since start
Performance	+5.93%	+9.03%	+15.95%	+21.70%	+34.38%	+18.07%	+76.32%	+155.77%
Performance p.a.	-	-	-	+21.76%	+15.90%	+5.69%	+12.00%	+8.83%
Sharpe ratio	5.74	1.30	1.89	1.60	0.85	0.13	0.47	0.35
Volatility	16.29%	11.92%	11.28%	11.44%	14.68%	16.82%	18.02%	15.12%
Worst month	-	-1.62%	-1.62%	-4.98%	-7.93%	-7.93%	-12.55%	-12.55%
Best month	-	3.78%	5.62%	8.94%	8.94%	9.39%	13.23%	13.23%
Maximum loss	-2.33%	-5.22%	-5.22%	-9.22%	-12.60%	-22.65%	-34.12%	-

1 Important note on update status: The displayed date refers exclusively to the calculation of the NAV.

2 The Mountain-View Data Fund Rating calculates a comparative ranking for funds using yield, volatility and trend data. For more information visit [MVD Funds Rating](#)

3 Displays the Ethical-Dynamical Ratio calculated according to standard criteria. The maximum value is 100. For more information visit [EDA](#)

Ninety One Funds Series iii - Global Sustainable Equity Fund Class I Accumulation shares in US dollars /

Investment strategy

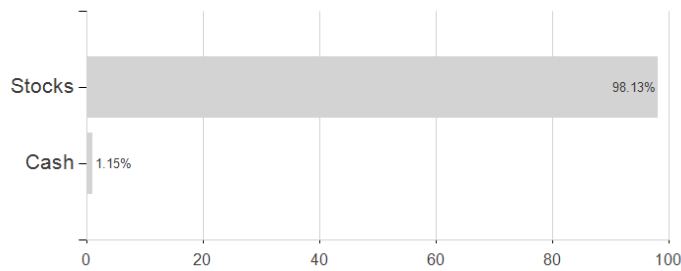
The Fund takes a positive inclusion approach which means that the Investment Manager focuses on investing in companies it believes to be leaders in their industry sectors and geographies in their approach to sustainability. These companies have policies, operations and/or business models that aim to minimise their harmful effects on society and the environment, or whose products and/or services seek to benefit society and the environment. The Investment Manager believes that the effects a company has on its wider stakeholders (e.g. society, the environment, its employees) will be increasingly recognised by the financial markets.

Investment goal

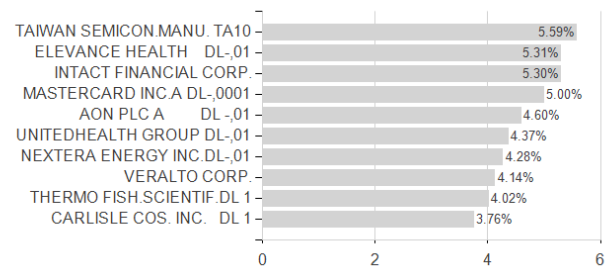
The Fund aims to provide capital growth (to grow the value of the investment) and income over at least 5 years. The Fund invests primarily (at least two-thirds but typically substantially more) in the shares of companies around the world which meet the Investment Manager's sustainability framework.

Assessment Structure

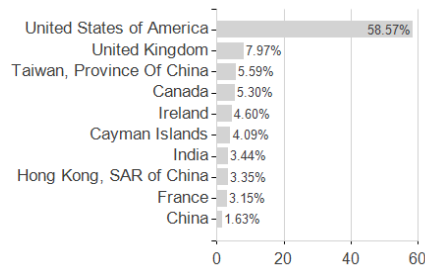
Assets



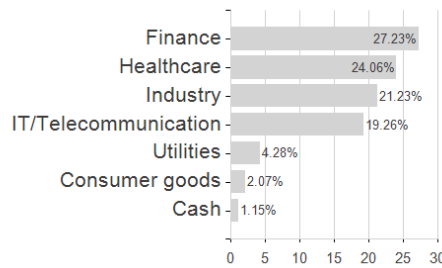
Largest positions



Countries



Branches



Currencies

