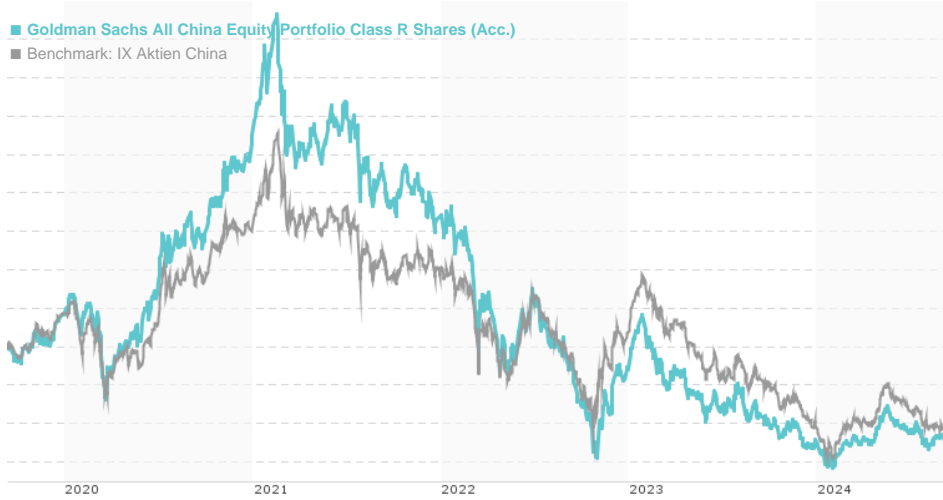


Goldman Sachs All China Equity Portfolio Class R Shares (Acc.) / LU0830621859 / A1KAJW / Goldman Sachs AM BV

Last 09/09/2024 ¹	Country	Branch	Type of yield	Type
12.61 USD	China	Mixed Sectors	reinvestment	Equity Fund



Risk key figures

SRI	1	2	3	4	5	6	7	
Mountain-View Funds Rating ²							EDA ³	73

Yearly Performance

2023	-19.17%
2022	-29.82%
2021	-13.44%
2020	+43.23%
2019	+30.49%

Master data		Conditions		Other figures	
Fund type	Single fund	Issue surcharge	5.50%	Minimum investment	USD 5,000.00
Category	Equity	Planned administr. fee	0.00%	Savings plan	-
Sub category	Mixed Sectors	Deposit fees	0.00%	UCITS / OGAW	Yes
Fund domicile	Luxembourg	Redemption charge	0.00%	Performance fee	0.00%
Tranch volume	(09/09/2024) USD 0.731 mill.	Ongoing charges	-	Redeployment fee	0.00%
Total volume	(09/09/2024) USD 24.06 mill.	Dividends		Investment company	
Launch date	12/3/2012	Goldman Sachs AM BV			
KESt report funds	Yes	Schenkkade 65, 2509, LL Den Haag			
Business year start	01.12.	Netherlands			
Sustainability type	-	www.gsam.com			
Fund manager	Goldman Sachs Team				

Performance	1M	6M	YTD	1Y	2Y	3Y	5Y	Since start
Performance	+0.32%	-1.71%	-1.64%	-9.54%	-22.11%	-48.26%	-23.94%	+20.32%
Performance p.a.	-	-	-	-9.57%	-11.73%	-19.70%	-5.32%	+1.69%
Sharpe ratio	0.03	-0.47	-0.37	-0.79	-0.67	-0.90	-0.35	-0.08
Volatility	11.56%	14.53%	15.76%	16.49%	22.81%	25.73%	25.24%	22.20%
Worst month	-	-3.30%	-9.20%	-9.20%	-16.07%	-16.07%	-16.07%	-16.07%
Best month	-	5.05%	8.25%	8.25%	26.42%	26.42%	26.42%	26.42%
Maximum loss	-3.30%	-13.24%	-13.24%	-17.48%	-36.84%	-53.51%	-63.27%	-

Distribution permission

Austria, Germany, Switzerland, United Kingdom, Luxembourg, Czech Republic

¹ Important note on update status: The displayed date refers exclusively to the calculation of the NAV.

² The Mountain-View Data Fund Rating calculates a comparative ranking for funds using yield, volatility and trend data. For more information visit [MVD Funds Rating](#)

³ Displays the Ethical-Dynamical Ratio calculated according to standard criteria. The maximum value is 100. For more information visit [EDA](#)

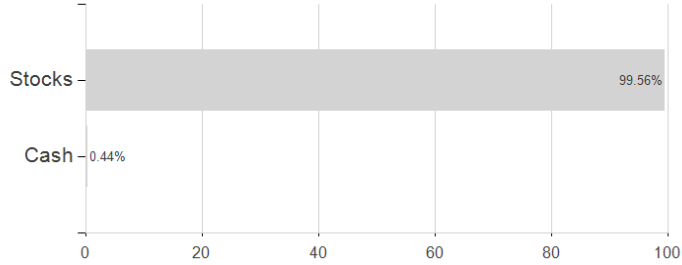
Goldman Sachs All China Equity Portfolio Class R Shares (Acc.) / LU0830621859 / A1KAJW / Goldman Sachs AM BV

Investment goal

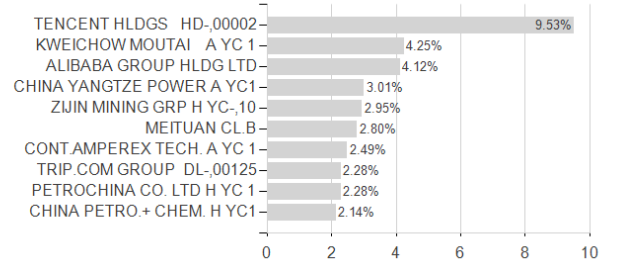
For investors seeking long-term capital appreciation through investment primarily in companies established or operating in the People's Republic of China.

Assessment Structure

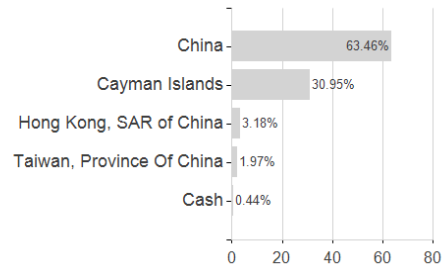
Assets



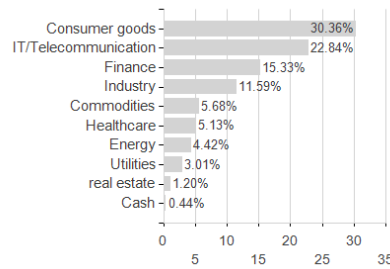
Largest positions



Countries



Branches



Currencies

