

Warburg Portfolio Dynamik V / DE000A1WY1Q2 / A1WY1Q / WARBURG INVEST KAG

Last 07/23/2024 <sup>1</sup>	Region	Branch	Type of yield	Type
156.22 EUR	Worldwide	Mixed fund/flexible	reinvestment	Mixed Fund



Risk key figures

SRI	1	2	3	4	5	6	7
Mountain-View Funds Rating <sup>2</sup>	EDA <sup>3</sup>						
	70						

Yearly Performance

2023	+11.74%
2022	-20.06%
2021	+20.12%
2020	+0.47%
2019	+16.44%

Master data		Conditions		Other figures	
Fund type	Single fund	Issue surcharge	5.00%	Minimum investment	UNT 0
Category	Mixed Fund	Planned administr. fee	0.00%	Savings plan	-
Sub category	Mixed fund/flexible	Deposit fees	0.10%	UCITS / OGAW	Yes
Fund domicile	Germany	Redemption charge	0.00%	Performance fee	0.00%
Tranch volume	(07/23/2024) EUR 3.00 mill.	Ongoing charges	-	Redeployment fee	0.00%
Total volume	(06/30/2023) EUR 58.32 mill.	Dividends		Investment company	
Launch date	7/1/2013	02.01.2018	0.11 EUR	WARBURG INVEST KAG	
KESt report funds	No	02.10.2017	0.42 EUR	Ferdinandstraße 75, 20095, Hamburg	
Business year start	01.10.	04.10.2016	0.37 EUR	Germany	
Sustainability type	-	01.10.2015	0.71 EUR	https://www.warburg-fonds.com	
Fund manager	WARBURG INVEST KAG MBH	01.10.2014	0.23 EUR		

Performance	1M	6M	YTD	1Y	2Y	3Y	5Y	Since start
Performance	-1.03%	+10.00%	+10.63%	+14.25%	+17.43%	+4.08%	+25.11%	+58.64%
Performance p.a.	-	-	-	+14.25%	+8.38%	+1.34%	+4.58%	+4.26%
Sharpe ratio	-1.71	2.08	1.98	1.29	0.52	-0.22	0.07	0.05
Volatility	9.31%	8.35%	8.21%	8.24%	9.04%	10.72%	12.48%	11.57%
Worst month	-	-1.25%	-1.25%	-3.82%	-6.23%	-7.29%	-13.40%	-13.40%
Best month	-	3.54%	4.11%	6.25%	6.25%	6.25%	8.52%	8.52%
Maximum loss	-3.56%	-3.56%	-3.56%	-7.53%	-11.18%	-23.27%	-28.58%	-

Distribution permission

Germany

<sup>1</sup> Important note on update status: The displayed date refers exclusively to the calculation of the NAV.

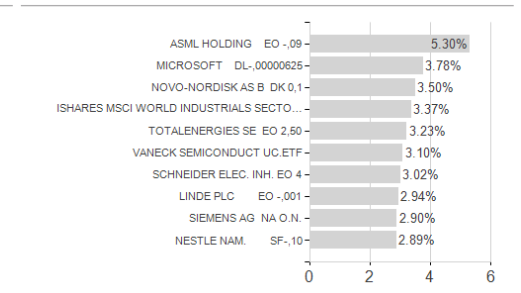
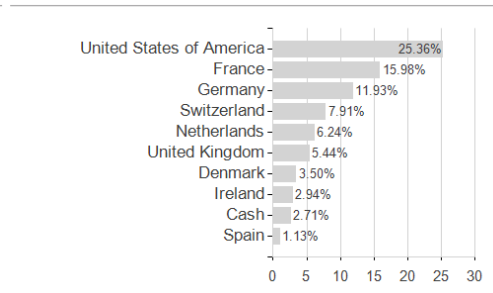
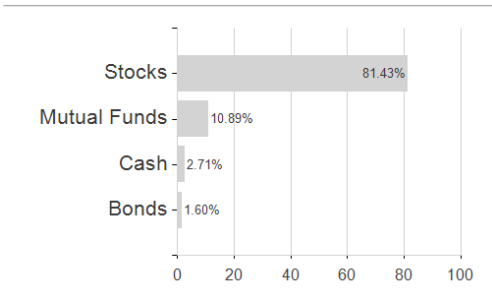
<sup>2</sup> The Mountain-View Data Fund Rating calculates a comparative ranking for funds using yield, volatility and trend data. For more information visit [MVD Funds Rating](#)

<sup>3</sup> Displays the Ethical-Dynamical Ratio calculated according to standard criteria. The maximum value is 100. For more information visit [EDA](#)

**Warburg Portfolio Dynamik V / DE000A1WY1Q2 / A1WY1Q / WARBURG INVEST KAG**

**Assessment Structure**

**Assets Countries Largest positions**



**Issuer**

**Duration**

**Currencies**

