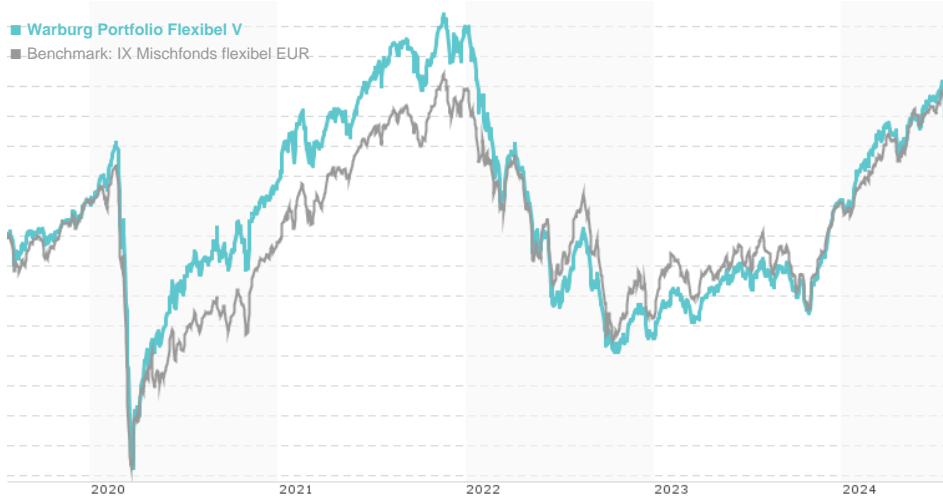


Warburg Portfolio Flexibel V / DE000A0HGMD9 / A0HGMD / WARBURG INVEST KAG

Last 07/23/2024 ¹	Region	Branch	Type of yield	Type
135.64 EUR	Worldwide	Mixed fund/flexible	reinvestment	Mixed Fund



Risk key figures

SRI	1	2	3	4	5	6	7
Mountain-View Funds Rating ²	EDA ³						
	77						

Yearly Performance

2023	+9.59%
2022	-17.85%
2021	+9.73%
2020	+1.22%
2019	+11.75%

Master data		Conditions		Other figures	
Fund type	Single fund	Issue surcharge	4.00%	Minimum investment	UNT 0
Category	Mixed Fund	Planned administr. fee	0.00%	Savings plan	-
Sub category	Mixed fund/flexible	Deposit fees	0.10%	UCITS / OGAW	Yes
Fund domicile	Germany	Redemption charge	0.00%	Performance fee	0.00%
Tranch volume	(07/23/2024) EUR 6.94 mill.	Ongoing charges	-	Redeployment fee	0.00%
Total volume	(06/30/2023) EUR 146.93 mill.	Dividends		Investment company	
Launch date	7/1/2013	02.01.2018	0.13 EUR	WARBURG INVEST KAG	
KESt report funds	No	02.10.2017	0.46 EUR	Ferdinandstraße 75, 20095, Hamburg	
Business year start	01.10.	04.10.2016	0.55 EUR	Germany	
Sustainability type	-	01.10.2015	0.65 EUR	https://www.warburg-fonds.com	
Fund manager	WARBURG INVEST KAG MBH	01.10.2014	0.36 EUR		

Performance	1M	6M	YTD	1Y	2Y	3Y	5Y	Since start
Performance	-0.81%	+5.60%	+5.75%	+10.67%	+10.65%	-2.89%	+8.83%	+38.17%
Performance p.a.	-	-	-	+10.67%	+5.20%	-0.97%	+1.71%	+2.96%
Sharpe ratio	-2.43	1.63	1.46	1.50	0.31	-0.80	-0.29	-0.12
Volatility	5.53%	4.82%	4.72%	4.67%	4.87%	5.83%	6.84%	6.08%
Worst month	-	-0.93%	-0.93%	-1.57%	-4.79%	-4.79%	-12.07%	-12.07%
Best month	-	1.92%	3.59%	4.30%	4.30%	4.30%	5.03%	5.03%
Maximum loss	-2.32%	-2.32%	-2.32%	-3.75%	-8.16%	-19.61%	-20.56%	-

Distribution permission

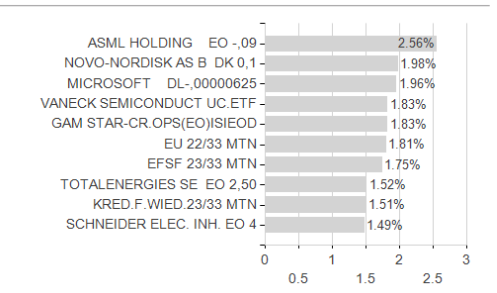
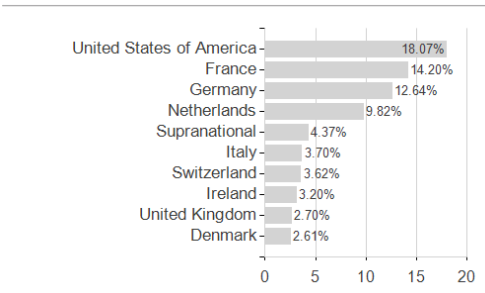
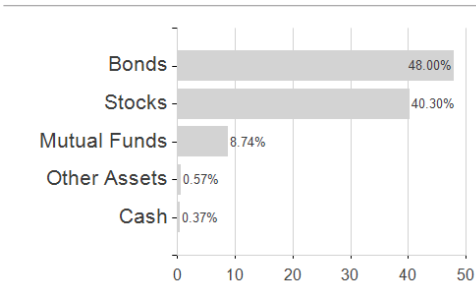
Germany

1 Important note on update status: The displayed date refers exclusively to the calculation of the NAV.
 2 The Mountain-View Data Fund Rating calculates a comparative ranking for funds using yield, volatility and trend data. For more information visit [MVD Funds Rating](#)
 3 Displays the Ethical-Dynamical Ratio calculated according to standard criteria. The maximum value is 100. For more information visit [EDA](#)

Warburg Portfolio Flexibel V / DE000A0HGMD9 / A0HGMD / WARBURG INVEST KAG

Assessment Structure

Assets Countries Largest positions



Issuer

Duration

Currencies

