

Allianz Income and Growth - IT - USD / LU0685222696 / A1JLFA / Allianz GI.Investors

Last 07/15/2024 ¹	Region	Branch	Type of yield	Type
2255.50 USD	North America	Mixed fund/flexible	reinvestment	Mixed Fund



Risk key figures

SRI	1	2	3	4	5	6	7
Mountain-View Funds Rating ²	EDA ³						
	69						

Yearly Performance

2023	+18.11%
2022	-19.12%
2021	+12.47%
2020	+22.76%
2019	+20.44%

Master data		Conditions		Other figures	
Fund type	Single fund	Issue surcharge	2.00%	Minimum investment	USD 4,000,000.00
Category	Mixed Fund	Planned administr. fee	0.00%	Savings plan	-
Sub category	Mixed fund/flexible	Deposit fees	0.00%	UCITS / OGAW	Yes
Fund domicile	Luxembourg	Redemption charge	0.00%	Performance fee	0.00%
Tranch volume	(07/15/2024) EUR 260.77 mill.	Ongoing charges	-	Redeployment fee	0.00%
Total volume	(09/25/2023) EUR 42,401.54 mill.	Dividends		Investment company	
Launch date	8/27/2013	Allianz GI.Investors			
KESr report funds	No	Bockenheimer Landstraße 42-44, 60323, Frankfurt am Main			
Business year start	01.10.	Germany			
Sustainability type	-	https://www.allianzgi.com			
Fund manager	Justin Kass & Michael Yee & David Oberto & Ethan Turner				

Performance	1M	6M	YTD	1Y	2Y	3Y	5Y	Since start
Performance	+2.36%	+8.20%	+7.30%	+12.76%	+27.40%	+7.00%	+47.62%	+125.55%
Performance p.a.	-	-	-	+12.80%	+12.85%	+2.28%	+8.09%	+7.75%
Sharpe ratio	8.89	2.33	1.78	1.33	0.97	-0.13	0.36	0.42
Volatility	3.59%	5.82%	5.86%	6.90%	9.47%	11.01%	12.28%	9.78%
Worst month	-	-1.91%	-1.91%	-2.83%	-6.41%	-7.42%	-10.35%	-10.35%
Best month	-	2.44%	4.46%	6.71%	7.06%	7.06%	8.96%	8.96%
Maximum loss	-0.34%	-3.30%	-3.30%	-7.14%	-12.15%	-23.72%	-26.37%	-

Distribution permission

Austria, Germany, Switzerland, United Kingdom

¹ Important note on update status: The displayed date refers exclusively to the calculation of the NAV.

² The Mountain-View Data Fund Rating calculates a comparative ranking for funds using yield, volatility and trend data. For more information visit [MVD Funds Rating](#)

DISCLAIMER: The information on this page are for informational purposes only and should neither an offer to sell nor a solicitation for the purchase of the security or recommendation in favor of the security to be understood. baha GmbH assumes no liability despite thorough searches for the accuracy of the data.

Funds data from: www.mountain-view.com. Fact Sheet created by: www.baha.com

Allianz Income and Growth - IT - USD / LU0685222696 / A1JLFA / Allianz GI.Investors

Investment strategy

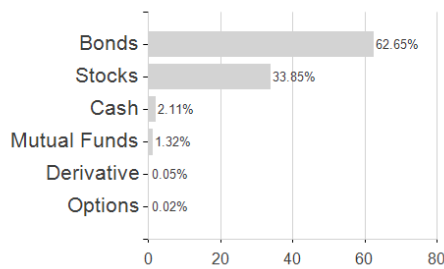
Min. 70% of Sub-Fund assets are invested in Equities and/or bonds as described in the investment objective. Max. 70 % of Sub-Fund assets may be invested in Equities in accordance with the investment objective. Sub-Fund assets may be completely invested in bonds as described in the investment objective, however, convertible bonds are limited to max. 70% of Sub-Fund assets. Max. 70% of Sub-Fund assets may be invested in High- Yield bonds bearing a typically higher risk and higher potential of gains, however, within this limit Sub-Fund assets may be invested in bonds that are only rated CC (Standard & Poor's) or lower (including max. 10% of Sub-Fund assets in defaulted securities). Max. 30% of Sub-Fund assets may be invested in Emerging Markets. Max. 20 % of Sub-Fund assets may be invested in ABS and/or MBS. Max. 25% Sub-Fund assets may be held in deposits and/or may be invested directly in Money Market Instruments and/or (up to 10% of Sub-Fund assets) in money market funds. Max. 20% non-USD Currency Exposure. Sub-Fund classifies as "mixed-fund" according to German Investment Tax Act (GITA) since at least 25% of Sub-Fund assets are permanently physically invested in an Equity Participation according to Art. 2 Section 8 GITA.

Investment goal

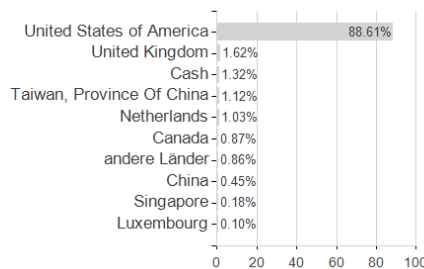
Long term capital growth and income by investing in corporate Debt Securities and Equities of US and/or Canadian equity and bond markets.

Assessment Structure

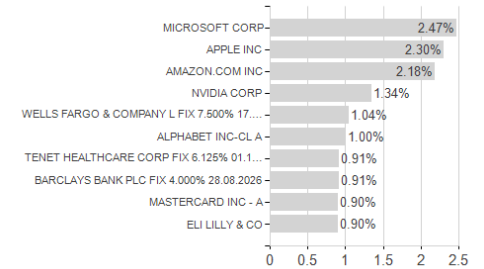
Assets



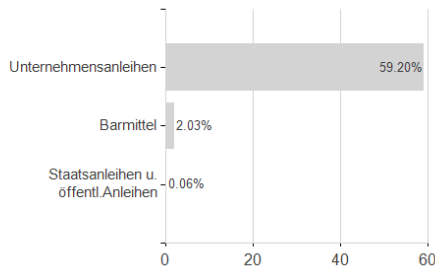
Countries



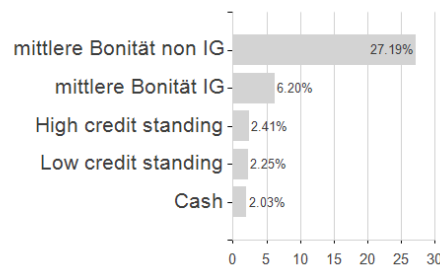
Largest positions



Issuer



Rating



Duration

