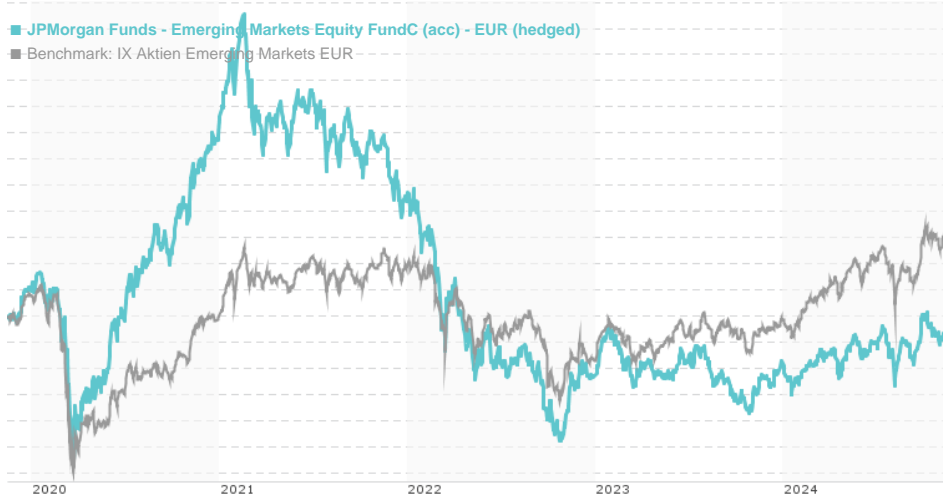


JPMorgan Funds - Emerging Markets Equity FundC (acc) - EUR (hedged) / LU0940708216 / A1WZUR / JPMorgan AM

Last 11/14/2024 ¹	Region	Branch	Type of yield	Type
92.31 EUR	Emerging Markets	Mixed Sectors	reinvestment	Equity Fund



Risk key figures

SRI	1	2	3	4	5	6	7	
Mountain-View Funds Rating ²							EDA ³	79

Yearly Performance

2023	+3.23%
2022	-28.20%
2021	-10.58%
2020	+31.67%
2019	+27.10%

Master data		Conditions		Other figures	
Fund type	Single fund	Issue surcharge	0.00%	Minimum investment	USD 10,000,000.00
Category	Equity	Planned administr. fee	0.00%	Savings plan	-
Sub category	Mixed Sectors	Deposit fees	0.00%	UCITS / OGAW	Yes
Fund domicile	Luxembourg	Redemption charge	0.00%	Performance fee	0.00%
Tranch volume	(11/14/2024) USD 6.13 mill.	Ongoing charges	-	Redeployment fee	0.00%
Total volume	(11/14/2024) USD 5,039.06 mill.	Dividends		Investment company	
Launch date	6/14/2013	JPMorgan AM (EU)			
KESr report funds	Yes	PO Box 275, 2012, Luxembourg			
Business year start	01.07.	Luxembourg			
Sustainability type	-	https://www.jpmorganassetmanagement.de			
Fund manager	Austin Forey, Leon Eidelman				

Performance	1M	6M	YTD	1Y	2Y	3Y	5Y	Since start
Performance	-6.18%	-2.37%	+1.14%	+6.95%	+6.35%	-31.24%	-6.51%	+23.01%
Performance p.a.	-	-	-	+6.93%	+3.12%	-11.74%	-1.34%	+1.83%
Sharpe ratio	-4.39	-0.50	-0.12	0.28	0.01	-0.81	-0.21	-0.07
Volatility	12.71%	15.45%	14.36%	14.23%	14.25%	18.22%	20.53%	17.91%
Worst month	-	-5.16%	-5.16%	-5.16%	-6.29%	-11.92%	-15.13%	-15.13%
Best month	-	5.14%	5.14%	7.21%	15.34%	15.34%	15.34%	15.34%
Maximum loss	-6.18%	-11.66%	-11.66%	-11.66%	-17.01%	-43.30%	-51.51%	-

Distribution permission

Austria, Germany, Switzerland, United Kingdom, Czech Republic

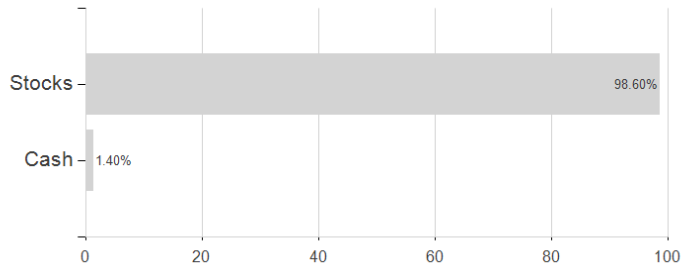
¹ Important note on update status: The displayed date refers exclusively to the calculation of the NAV.
² The Mountain-View Data Fund Rating calculates a comparative ranking for funds using yield, volatility and trend data. For more information visit [MVD Funds Rating](#)

JPMorgan Funds - Emerging Markets Equity FundC (acc) - EUR (hedged) / LU0940708216 / A1WZUR / JPMorgan AM

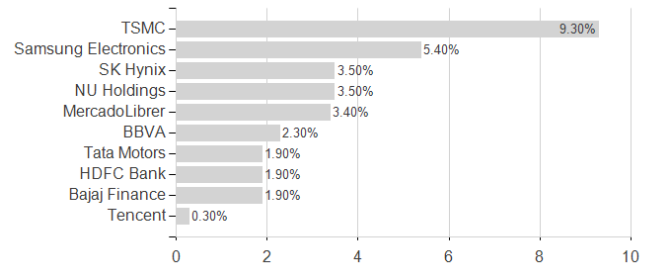
3 Displays the Ethical-Dynamical Ratio calculated according to standard criteria. The maximum value is 100. For more information visit [EDA](#)

Assessment Structure

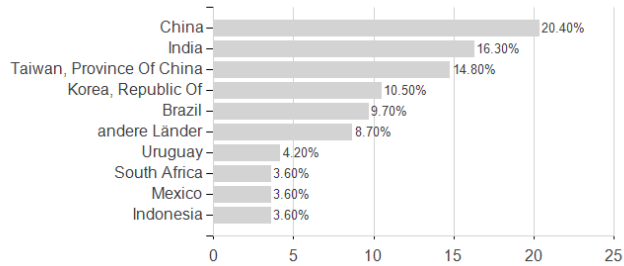
Assets



Largest positions



Countries



Branches

