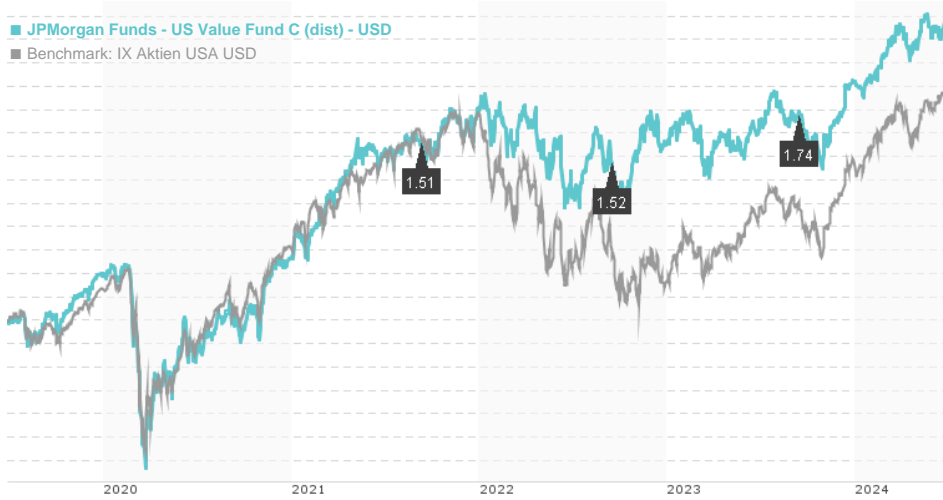


JPMorgan Funds - US Value Fund C (dist) - USD / LU0828467430 / A1J8X4 / JPMorgan AM (EU)

Last 06/27/2024 <sup>1</sup>	Country	Branch	Type of yield	Type
241.20 USD	United States of America	Mixed Sectors	paying dividend	Equity Fund



Risk key figures

SRI	1	2	3	4	5	6	7
Mountain-View Funds Rating <sup>2</sup>	EDA <sup>3</sup>						55
							55

Yearly Performance

2023	+9.87%
2022	-4.94%
2021	+27.82%
2020	+3.38%
2019	+28.51%

Master data		Conditions		Other figures	
Fund type	Single fund	Issue surcharge	0.00%	Minimum investment	USD 10,000,000.00
Category	Equity	Planned administr. fee	0.00%	Savings plan	-
Sub category	Mixed Sectors	Deposit fees	0.00%	UCITS / OGAW	Yes
Fund domicile	Luxembourg	Redemption charge	0.00%	Performance fee	0.00%
Tranch volume	(06/27/2024) USD 56.07 mill.	Ongoing charges	-	Redeployment fee	0.00%
Total volume	(06/27/2024) USD 3,224.26 mill.	Dividends		Investment company	
Launch date	6/12/2013	13.09.2023	1.74 USD	JPMorgan AM (EU)	
KESr report funds	Yes	14.09.2022	1.52 USD	PO Box 275, 2012, Luxembourg	
Business year start	01.07.	09.09.2021	1.51 USD	Luxembourg	
Sustainability type	-	10.09.2020	0.59 USD	https://www.jpmorganassetmanagement.de	
Fund manager	Hart, Brandon, Silberman	05.09.2019	1.50 USD		

Performance	1M	6M	YTD	1Y	2Y	3Y	5Y	Since start
Performance	-0.45%	+7.29%	+7.05%	+15.60%	+24.62%	+19.71%	+64.42%	+166.40%
Performance p.a.	-	-	-	+15.56%	+11.62%	+6.18%	+10.44%	+9.27%
Sharpe ratio	-0.90	1.23	1.20	1.17	0.56	0.16	0.36	0.36
Volatility	10.12%	9.30%	9.47%	10.20%	14.18%	15.50%	19.02%	15.50%
Worst month	-	-2.40%	-2.40%	-4.65%	-8.87%	-8.87%	-14.57%	-14.57%
Best month	-	5.81%	5.81%	6.65%	9.18%	9.18%	15.64%	15.64%
Maximum loss	-1.61%	-4.71%	-4.71%	-11.00%	-12.95%	-17.04%	-39.09%	-

Distribution permission

Austria, Germany, Switzerland, United Kingdom, Luxembourg

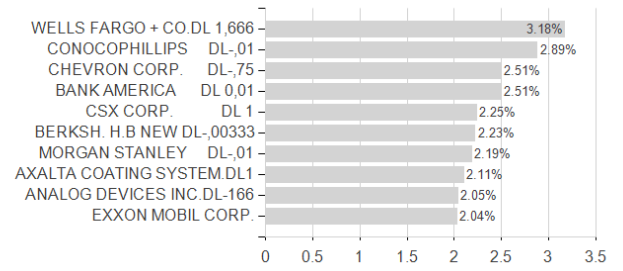
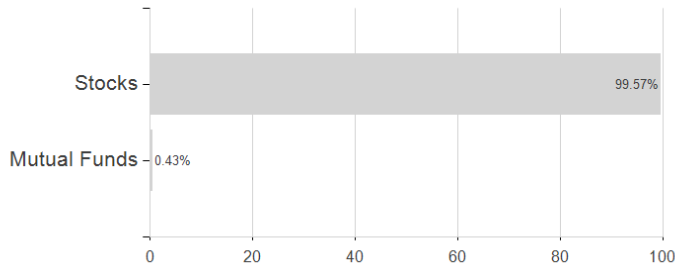
1 Important note on update status: The displayed date refers exclusively to the calculation of the NAV.  
 2 The Mountain-View Data Fund Rating calculates a comparative ranking for funds using yield, volatility and trend data. For more information visit [MVD Funds Rating](#)  
 3 Displays the Ethical-Dynamical Ratio calculated according to standard criteria. The maximum value is 100. For more information visit [EDA](#)

**JPMorgan Funds - US Value Fund C (dist) - USD / LU0828467430 / A1J8X4 / JPMorgan AM (EU)**

Assessment Structure

Assets

Largest positions



Countries

Branches

Currencies

