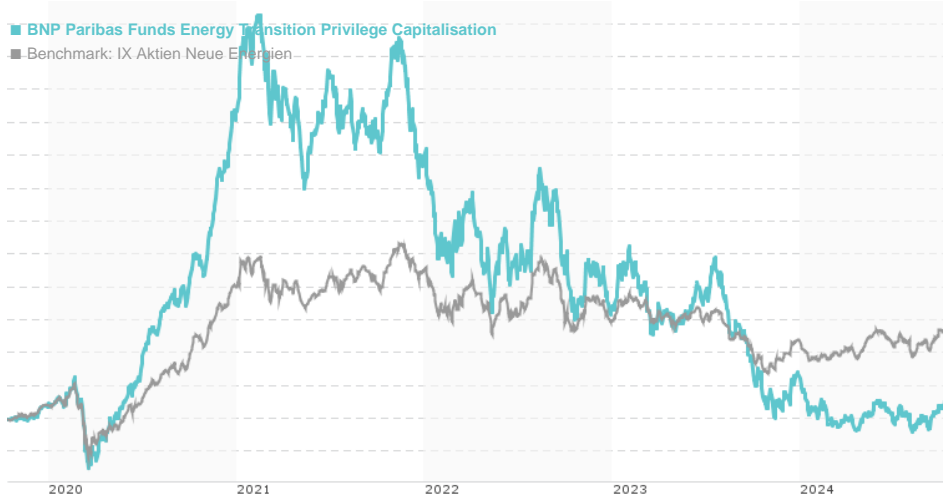


BNP Paribas Funds Energy Transition Privilege Capitalisation / LU0823415285 / A1T8W6 / BNP PARIBAS AM (LU)

| | | | | |
|------------------------------|-----------|---------------|---------------|-------------|
| Last 10/10/2024 ¹ | Region | Branch | Type of yield | Type |
| 83.27 EUR | Worldwide | Sector Energy | reinvestment | Equity Fund |



Risk key figures

| | | | | | | | | |
|---|---|---|---|---|---|---|------------------|----|
| SRI | 1 | 2 | 3 | 4 | 5 | 6 | 7 | |
| Mountain-View Funds Rating ² | | | | | | | EDA ³ | 93 |

Yearly Performance

| | |
|------|----------|
| 2023 | -25.10% |
| 2022 | -35.03% |
| 2021 | -9.72% |
| 2020 | +166.97% |
| 2019 | +5.38% |

| Master data | | Conditions | | Other figures | |
|---------------------|-------------------------------|---|-------|--------------------|------------------|
| Fund type | Single fund | Issue surcharge | 3.00% | Minimum investment | EUR 3,000,000.00 |
| Category | Equity | Planned administr. fee | 0.00% | Savings plan | - |
| Sub category | Sector Energy | Deposit fees | 0.00% | UCITS / OGAW | Yes |
| Fund domicile | Luxembourg | Redemption charge | 0.00% | Performance fee | 0.00% |
| Tranch volume | (10/10/2024) EUR 18.51 mill. | Ongoing charges | - | Redeployment fee | 0.00% |
| Total volume | (10/10/2024) EUR 811.05 mill. | Dividends | | Investment company | |
| Launch date | 5/17/2013 | BNP PARIBAS AM (LU) | | | |
| KESt report funds | Yes | 10, rue Edward Steichen, 2540, Luxembourg | | | |
| Business year start | 01.01. | Luxembourg | | | |
| Sustainability type | New energies | https://www.bnpparibas-am.com | | | |
| Fund manager | Ulrik FUGMANN, Edward LEES | | | | |

| Performance | 1M | 6M | YTD | 1Y | 2Y | 3Y | 5Y | Since start |
|------------------|---------|---------|---------|---------|---------|---------|---------|-------------|
| Performance | +14.15% | +7.93% | -14.50% | -16.09% | -39.79% | -60.77% | +9.88% | -23.61% |
| Performance p.a. | - | - | - | -16.05% | -22.38% | -26.79% | +1.90% | -2.33% |
| Sharpe ratio | 15.00 | 0.43 | -0.70 | -0.55 | -0.73 | -0.78 | -0.04 | -0.19 |
| Volatility | 26.46% | 31.09% | 30.86% | 34.93% | 35.20% | 38.51% | 36.74% | 29.53% |
| Worst month | - | -10.29% | -16.86% | -20.21% | -20.21% | -20.21% | -26.63% | -26.63% |
| Best month | - | 12.77% | 12.77% | 12.77% | 17.09% | 19.93% | 32.76% | 32.76% |
| Maximum loss | -2.29% | -17.72% | -26.40% | -29.68% | -55.04% | -72.22% | -73.37% | - |

Distribution permission

Austria, Germany, Switzerland, United Kingdom, Luxembourg, Czech Republic

¹ Important note on update status: The displayed date refers exclusively to the calculation of the NAV.

² The Mountain-View Data Fund Rating calculates a comparative ranking for funds using yield, volatility and trend data. For more information visit [MVD Funds Rating](#)

DISCLAIMER: The information on this page are for informational purposes only and should neither an offer to sell nor a solicitation for the purchase of the security or recommendation in favor of the security to be understood. baha GmbH assumes no liability despite thorough searches for the accuracy of the data.

Funds data from: www.mountain-view.com. Fact Sheet created by: www.baha.com

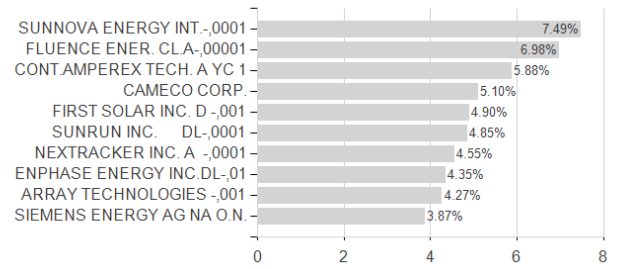
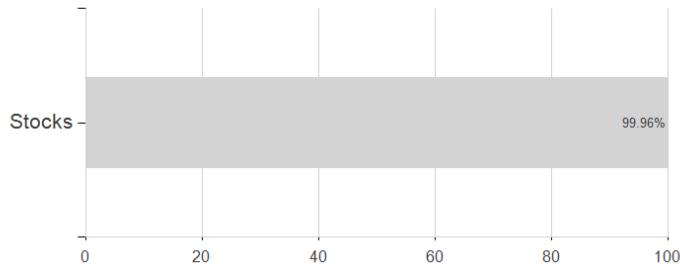
BNP Paribas Funds Energy Transition Privilege Capitalisation / LU0823415285 / A1T8W6 / BNP PARIBAS AM (LU)

3 Displays the Ethical-Dynamical Ratio calculated according to standard criteria. The maximum value is 100. For more information visit [EDA](#)

Assessment Structure

Assets

Largest positions



Countries

Branches

Currencies

