

HSBC GIF Indian Equity XD USD / LU0404507260 / A1WZM2 / HSBC Inv. Funds (LU)

Last 09/06/2024 ¹	Country	Branch	Type of yield	Type
19.48 USD	India	Mixed Sectors	paying dividend	Equity Fund



Risk key figures

SRI	1	2	3	4	5	6	7	
Mountain-View Funds Rating ²							EDA ³	56

Yearly Performance

2023	+21.48%
2022	-9.81%
2021	+29.60%
2020	+8.60%
2019	+7.36%

Master data		Conditions		Other figures	
Fund type	Single fund	Issue surcharge	5.00%	Minimum investment	USD 5,000,000.00
Category	Equity	Planned administr. fee	0.00%	Savings plan	-
Sub category	Mixed Sectors	Deposit fees	0.00%	UCITS / OGAW	Yes
Fund domicile	Luxembourg	Redemption charge	0.00%	Performance fee	0.00%
Tranch volume	(09/06/2024) USD 0.372 mill.	Ongoing charges	-	Redeployment fee	0.00%
Total volume	(09/06/2024) USD 1,567.07 mill.	Dividends		Investment company	
Launch date	2/6/2015	17.05.2024	0.01 USD	HSBC Inv. Funds (LU)	
KESr report funds	No	08.07.2020	0.01 USD	18, Boulevard de Kockelscheuer, 1821, Luxembourg	
Business year start	01.04.	11.07.2019	0.04 USD	Luxembourg	
Sustainability type	-	www.assetmanagement.hsbc.lu			
Fund manager	Nilang Mehta, Sanjiv Duggal				

Performance	1M	6M	YTD	1Y	2Y	3Y	5Y	Since start
Performance	+3.78%	+9.58%	+18.56%	+31.68%	+41.78%	+32.76%	+102.48%	-86.64%
Performance p.a.	-	-	-	+31.58%	+19.04%	+9.90%	+15.14%	-16.37%
Sharpe ratio	3.99	1.03	1.64	2.02	1.18	0.39	0.56	-0.59
Volatility	12.83%	15.97%	15.27%	13.95%	13.28%	16.52%	20.99%	33.62%
Worst month	-	-1.07%	-1.07%	-2.20%	-5.52%	-6.95%	-30.53%	-95.79%
Best month	-	6.67%	6.71%	6.71%	6.71%	9.91%	16.16%	19.36%
Maximum loss	-2.21%	-6.21%	-6.21%	-6.21%	-11.40%	-23.50%	-45.24%	-

Distribution permission

Austria, Germany, Switzerland, Czech Republic

¹ Important note on update status: The displayed date refers exclusively to the calculation of the NAV.

² The Mountain-View Data Fund Rating calculates a comparative ranking for funds using yield, volatility and trend data. For more information visit [MVD Funds Rating](#)

³ Displays the Ethical-Dynamical Ratio calculated according to standard criteria. The maximum value is 100. For more information visit [EDA](#)

HSBC GIF Indian Equity XD USD / LU0404507260 / A1WZM2 / HSBC Inv. Funds (LU)

Investment strategy

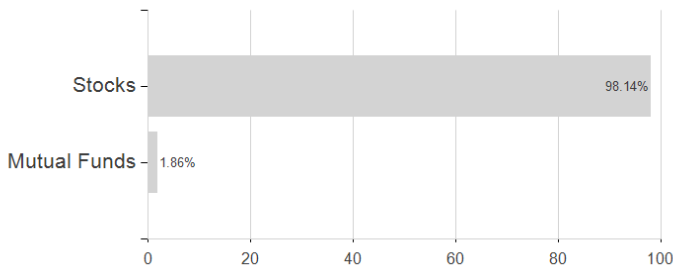
In normal market conditions, the Fund will invest at least 90% of its assets in shares (or securities similar to shares) of companies of any size, that are based in, or carry out most of their business in India. The Fund includes the identification and analysis of a company's ESG credentials as an integral part of the investment decision making process, to help assess risks and potential returns. ESG credentials may include environmental and social factors, and corporate governance practices. Companies and/or issuers considered for inclusion within the Fund's portfolio will be subject to excluded activities in accordance with HSBC Asset Management's Responsible Investment Policies, which may change from time to time. Please refer to the Prospectus for more details on ESG credentials and excluded activities.

Investment goal

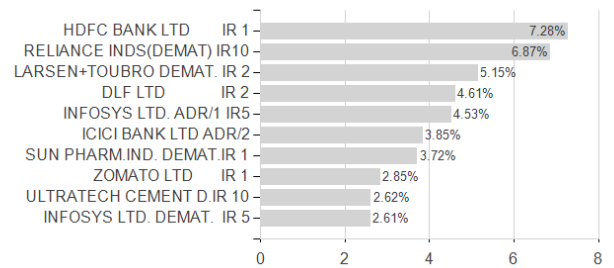
The Fund aims to provide long term capital growth and income by investing in a portfolio of Indian shares, while promoting environmental, social and governance (ESG) characteristics within the meaning of Article 8 of SFDR.

Assessment Structure

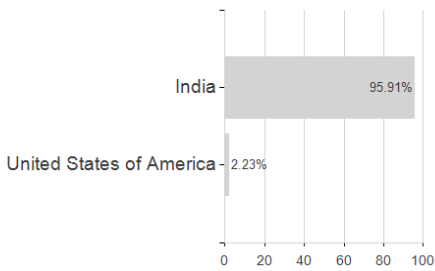
Assets



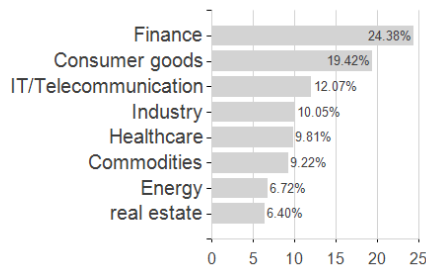
Largest positions



Countries



Branches



Currencies

