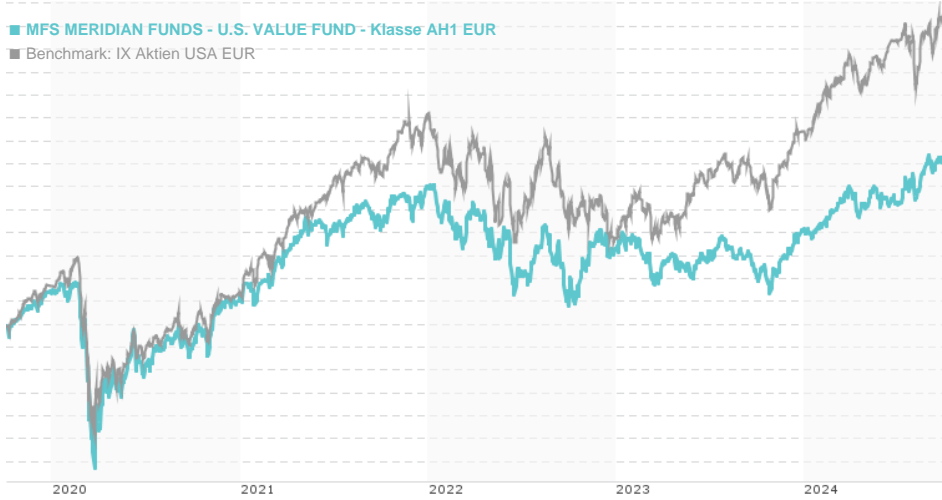


**MFS MERIDIAN FUNDS - U.S. VALUE FUND - Klasse AH1 EUR / LU0583241160 / A1H6RK / MFS IM Co. (LU)**

Last 10/03/2024 <sup>1</sup>	Country	Branch	Type of yield	Type
24.92 EUR	United States of America	Mixed Sectors	reinvestment	Equity Fund



**Risk key figures**

SRI	1	2	3	4	5	6	7
Mountain-View Funds Rating <sup>2</sup>	EDA <sup>3</sup>						
	41						

**Yearly Performance**

2023	+3.70%
2022	-10.66%
2021	+22.10%
2020	-0.56%
2019	+23.90%

Master data		Conditions		Other figures	
Fund type	Single fund	Issue surcharge	6.00%	Minimum investment	UNT 0
Category	Equity	Planned administr. fee	0.00%	Savings plan	-
Sub category	Mixed Sectors	Deposit fees	0.00%	UCITS / OGAW	Yes
Fund domicile	Luxembourg	Redemption charge	0.00%	Performance fee	0.00%
Tranch volume	(10/03/2024) USD 15.04 mill.	Ongoing charges	-	Redeployment fee	0.00%
Total volume	(10/03/2024) USD 1,964.70 mill.	Dividends		Investment company	
Launch date	2/1/2011	MFS IM Co. (LU) One Carter Lane, EC4V 5ER, London United Kingdom <a href="https://www.mfs.com">https://www.mfs.com</a>			
KEST report funds	Yes				
Business year start	01.02.				
Sustainability type	-				
Fund manager	Katherine Cannan, Nevin Chitkara, Kate Mead				

Performance	1M	6M	YTD	1Y	2Y	3Y	5Y	Since start
Performance	+0.04%	+5.28%	+12.45%	+23.86%	+26.37%	+11.65%	+37.91%	+149.20%
Performance p.a.	-	-	-	+23.78%	+12.40%	+3.74%	+6.63%	+6.90%
Sharpe ratio	-0.30	0.75	1.47	2.11	0.74	0.04	0.17	0.22
Volatility	9.10%	10.07%	9.25%	9.78%	12.45%	14.23%	19.58%	16.81%
Worst month	-	-3.84%	-3.84%	-3.84%	-4.31%	-8.46%	-15.36%	-15.36%
Best month	-	4.99%	4.99%	5.99%	9.24%	9.24%	11.23%	11.36%
Maximum loss	-1.92%	-4.30%	-5.26%	-5.53%	-11.44%	-20.23%	-37.12%	-

**Distribution permission**

Austria, Germany, Switzerland, United Kingdom, Czech Republic

<sup>1</sup> Important note on update status: The displayed date refers exclusively to the calculation of the NAV.

<sup>2</sup> The Mountain-View Data Fund Rating calculates a comparative ranking for funds using yield, volatility and trend data. For more information visit [MVD Funds Rating](#)

DISCLAIMER: The information on this page are for informational purposes only and should neither an offer to sell nor a solicitation for the purchase of the security or recommendation in favor of the security to be understood. baha GmbH assumes no liability despite thorough searches for the accuracy of the data.

Funds data from: [www.mountain-view.com](http://www.mountain-view.com). Fact Sheet created by: [www.baha.com](http://www.baha.com)

**MFS MERIDIAN FUNDS - U.S. VALUE FUND - Klasse AH1 EUR / LU0583241160 / A1H6RK / MFS IM Co. (LU)**

3 Displays the Ethical-Dynamical Ratio calculated according to standard criteria. The maximum value is 100. For more information visit [EDA](#)

**Investment strategy**

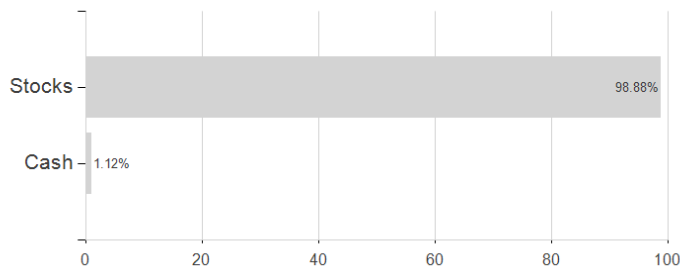
The fund's benchmarks, Russell 1000® Value Net TR Index (USD) and Standard & Poor's 500 Net TR Stock Index (USD), have been designated for performance comparison only. Although the fund's investments will generally be represented in the benchmark, components are likely to be weighted differently from the benchmark and the fund is likely to invest outside of the benchmark to take advantage of attractive investment opportunities. The fund is actively managed within its objectives and the investment strategy will not restrict the extent to which portfolio holdings may deviate from the benchmark. It is expected that the fund's deviation from the benchmark will be significant.

**Investment goal**

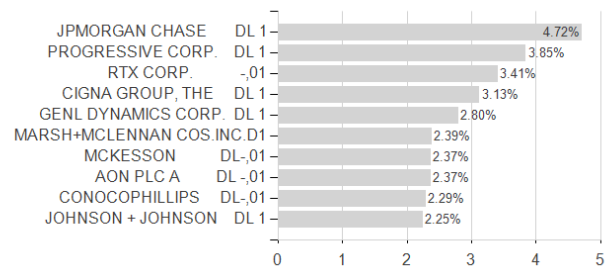
The fund's objective is capital appreciation, measured in U.S. dollars. The fund invests primarily (at least 70%) in U.S. equity securities. The fund may also invest in non-U.S. equity securities. The fund generally focuses its investments in larger companies and companies it believes to be undervalued compared to their perceived worth (value companies). The fund will promote an environmental characteristic under Article 8 of Regulation (EU) 2019/2088 of 27 November 2019 on sustainability-related disclosures in the financial sector ("SFDR") (see the fund's Prospectus and website for more information). The Investment Manager may also consider environmental, social and governance (ESG) factors in its fundamental analysis alongside other factors.

**Assessment Structure**

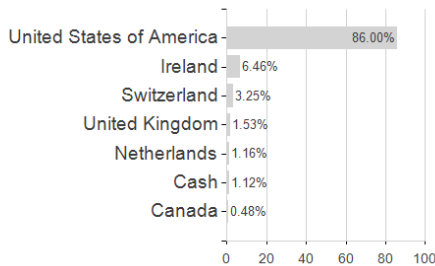
**Assets**



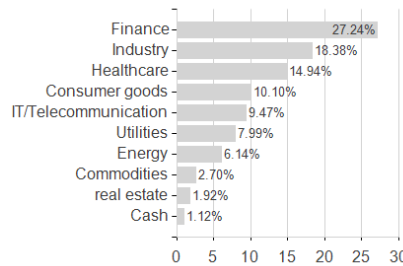
**Largest positions**



**Countries**



**Branches**



**Currencies**

