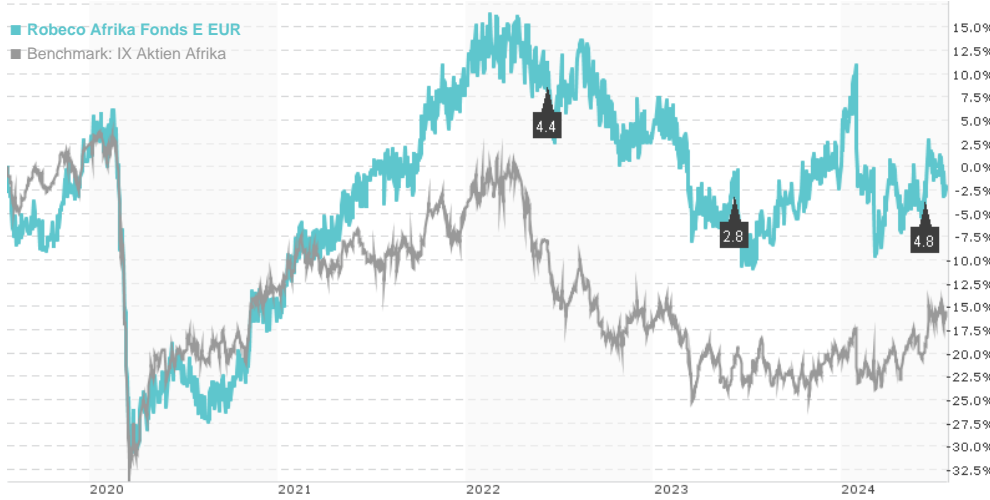


Robeco Afrika Fonds E EUR / NL0006238131 / A0Q6DB / Robeco Inst. AM

Last 07/24/2024 <sup>1</sup>	Region	Branch	Type of yield	Type
79.97 EUR	Africa	Mixed Sectors	paying dividend	Equity Fund



Risk key figures

SRI	1	2	3	4	5	6	7
Mountain-View Funds Rating <sup>2</sup>	EDA <sup>3</sup>						
	78						

Yearly Performance

2023	-3.86%
2022	-5.74%
2021	+28.29%
2020	-16.28%
2019	+12.23%

Master data		Conditions		Other figures	
Fund type	Single fund	Issue surcharge	0.00%	Minimum investment	UNT 1
Category	Equity	Planned administr. fee	0.00%	Savings plan	-
Sub category	Mixed Sectors	Deposit fees	0.00%	UCITS / OGAW	Yes
Fund domicile	Netherlands	Redemption charge	0.00%	Performance fee	0.00%
Tranch volume	-	Ongoing charges	-	Redeployment fee	0.00%
Total volume	(07/24/2024) EUR 17.00 mill.	Dividends		Investment company	
Launch date	6/9/2008	11.06.2024	4.80 EUR	Robeco Inst. AM	
KESt report funds	Yes	06.06.2023	2.80 EUR	Weena 850, 3014, Rotterdam	
Business year start	01.01.	07.06.2022	4.40 EUR	Netherlands	
Sustainability type	-	08.06.2021	3.20 EUR	https://www.robeco.com	
Fund manager	Cornelis Vlooswijk	27.05.2020	8.00 EUR		

Performance	1M	6M	YTD	1Y	2Y	3Y	5Y	Since start
Performance	-3.86%	-10.91%	-1.43%	+5.42%	-10.86%	-1.76%	-0.76%	+26.07%
Performance p.a.	-	-	-	+5.40%	-5.58%	-0.59%	-0.15%	+1.45%
Sharpe ratio	-1.48	-0.83	-0.21	0.06	-0.33	-0.15	-0.13	-0.08
Volatility	28.22%	29.38%	29.71%	26.91%	28.35%	28.97%	29.24%	27.25%
Worst month	-	-3.36%	-3.36%	-3.36%	-7.62%	-7.62%	-20.68%	-20.68%
Best month	-	3.38%	3.38%	6.36%	6.36%	6.36%	6.81%	19.60%
Maximum loss	-4.76%	-18.39%	-18.39%	-18.39%	-21.59%	-23.45%	-34.60%	-

Distribution permission

Austria, Germany

<sup>1</sup> Important note on update status: The displayed date refers exclusively to the calculation of the NAV.

<sup>2</sup> The Mountain-View Data Fund Rating calculates a comparative ranking for funds using yield, volatility and trend data. For more information visit [MVD Funds Rating](#)

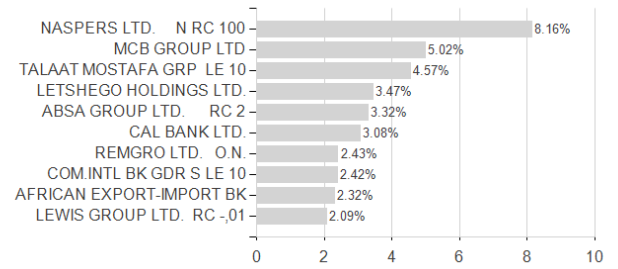
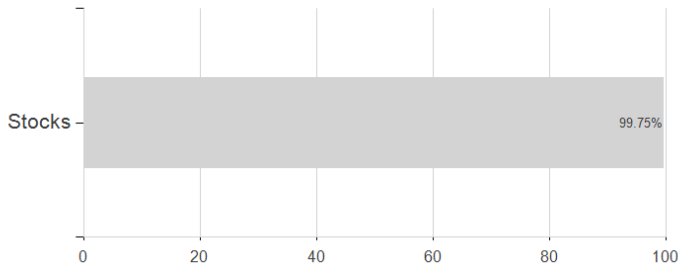
<sup>3</sup> Displays the Ethical-Dynamical Ratio calculated according to standard criteria. The maximum value is 100. For more information visit [EDA](#)

**Robeco Afrika Fonds E EUR / NL0006238131 / A0Q6DB / Robeco Inst. AM**

**Assessment Structure**

**Assets**

**Largest positions**



**Countries**

**Branches**

**Currencies**

