

Janus Henderson Flexible Income Fund A3m HAUD / IE00B7GTJV38 / A1T7QV / Janus Henderson Inv.

|                              |                          |              |                 |                   |
|------------------------------|--------------------------|--------------|-----------------|-------------------|
| Last 07/29/2024 <sup>1</sup> | Country                  | Branch       | Type of yield   | Type              |
| 6.53 AUD                     | United States of America | Bonds: Mixed | paying dividend | Fixed-Income Fund |



Risk key figures

|   |                  |   |   |   |   |   |   |
|---|------------------|---|---|---|---|---|---|
| SRI                                     | 1                | 2 | 3 | 4 | 5 | 6 | 7 |
| Mountain-View Funds Rating <sup>2</sup> | EDA <sup>3</sup> |   |   |   |   |   |   |
|   | ▲▲▲▲▲▲▲          |   |   |   |   |   |   |

Yearly Performance

|      |         |
|------|---------|
| 2023 | +2.16%  |
| 2022 | -15.99% |
| 2021 | -2.62%  |
| 2020 | +7.83%  |
| 2019 | +6.64%  |

| Master data         |                               | Conditions             |          | Other figures                     |              |
|---------------------|-------------------------------|------------------------|----------|-----------------------------------|--------------|
| Fund type           | Single fund                   | Issue surcharge        | 5.00%    | Minimum investment                | AUD 2,500.00 |
| Category            | Bonds                         | Planned administr. fee | 0.00%    | Savings plan                      | -            |
| Sub category        | Bonds: Mixed                  | Deposit fees           | 0.00%    | UCITS / OGAW                      | Yes          |
| Fund domicile       | Ireland                       | Redemption charge      | 0.00%    | Performance fee                   | 0.00%        |
| Tranch volume       | (07/29/2024) USD 1.61 mill.   | Ongoing charges        | -        | Redeployment fee                  | 0.00%        |
| Total volume        | (07/29/2024) USD 479.34 mill. | Dividends              |          | Investment company                |              |
| Launch date         | 3/28/2013                     | 15.07.2024             | 0.03 AUD | Janus Henderson Inv.              |              |
| KESt report funds   | No                            | 14.06.2024             | 0.02 AUD | 201 Bishopsgate, EC2M 3AE, London |              |
| Business year start | 01.01.                        | 15.05.2024             | 0.03 AUD | United Kingdom                    |              |
| Sustainability type | -                             | 15.04.2024             | 0.02 AUD | www.janushenderson.com/           |              |
| Fund manager        | Michael Keough, Greg Wilensky | 15.03.2024             | 0.03 AUD |                                   |              |

| Performance      | 1M     | 6M     | YTD    | 1Y     | 2Y      | 3Y      | 5Y      | Since start |
|------------------|--------|--------|--------|--------|---------|---------|---------|-------------|
| Performance      | +2.42% | +0.83% | -0.11% | +2.31% | -4.98%  | -15.59% | -8.45%  | +2.65%      |
| Performance p.a. | -      | -      | -      | +2.32% | -2.52%  | -5.49%  | -1.75%  | +0.23%      |
| Sharpe ratio     | 6.17   | -0.32  | -0.63  | -0.19  | -0.85   | -1.35   | -0.91   | -0.78       |
| Volatility       | 5.34%  | 6.23%  | 6.07%  | 6.91%  | 7.29%   | 6.78%   | 5.96%   | 4.41%       |
| Worst month      | -      | -2.99% | -2.99% | -2.99% | -4.89%  | -4.89%  | -4.89%  | -4.89%      |
| Best month       | -      | 1.67%  | 3.83%  | 4.67%  | 4.67%   | 4.67%   | 4.67%   | 4.67%       |
| Maximum loss     | -0.92% | -4.69% | -4.69% | -6.52% | -13.52% | -23.13% | -23.71% | -           |

Distribution permission

Austria, Germany, Switzerland, United Kingdom

<sup>1</sup> Important note on update status: The displayed date refers exclusively to the calculation of the NAV.  
<sup>2</sup> The Mountain-View Data Fund Rating calculates a comparative ranking for funds using yield, volatility and trend data. For more information visit [MVD Funds Rating](#)  
<sup>3</sup> Displays the Ethical-Dynamical Ratio calculated according to standard criteria. The maximum value is 100. For more information visit [EDA](#)

**Janus Henderson Flexible Income Fund A3m HAUD / IE00B7GTJV38 / A1T7QV / Janus Henderson Inv.**

**Investment strategy**

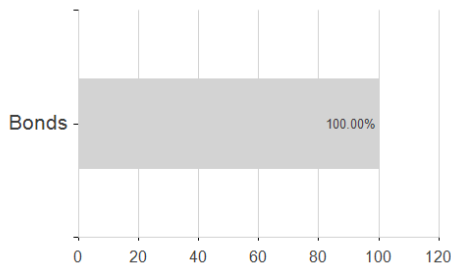
The Fund invests at least 67% (but normally more than 80%) of its assets in US bonds of any quality, including high yield (non-investment grade) bonds and asset-backed and mortgagebacked securities, issued by governments, companies or any other type of issuer. The Fund may also hold other assets including bonds of other types from any issuer, preference shares, cash and money market instruments. The Sub-Investment Adviser may use derivatives (complex financial instruments) to reduce risk, to manage the Fund more efficiently, or to generate additional capital or income for the Fund. The Fund is actively managed with reference to the Bloomberg US Aggregate Bond Index, which is broadly representative of the bonds in which it may invest, as this forms the basis of the Fund's performance target.

**Investment goal**

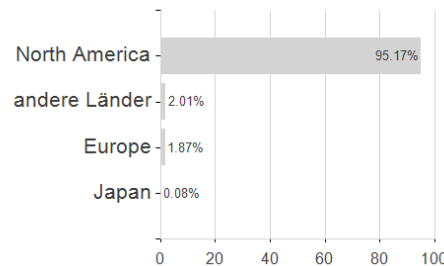
The Fund aims to provide a return, from a combination of income and capital growth, while seeking to limit losses to capital (although not guaranteed) over the long term.

**Assessment Structure**

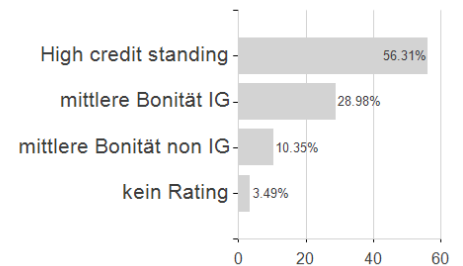
**Assets**



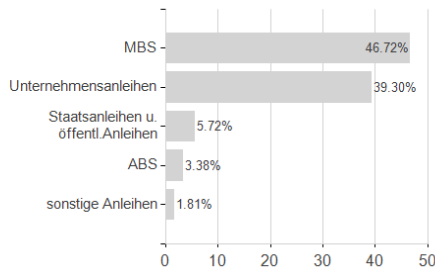
**Countries**



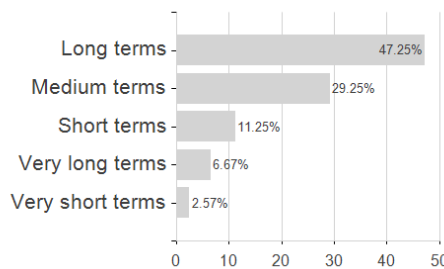
**Rating**



**Issuer**



**Duration**



**Branches**

