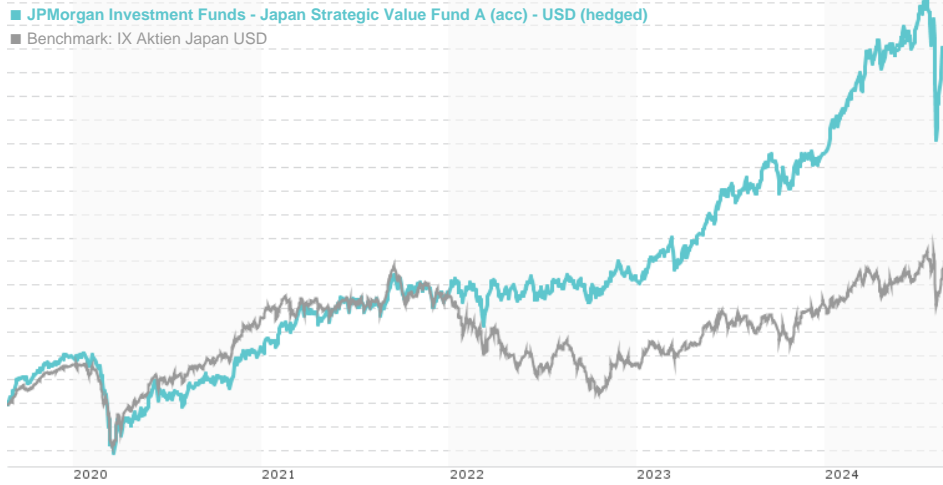


JPMorgan Investment Funds - Japan Strategic Value Fund A (acc) - USD (hedged) / LU0329204464 / A0M60M /

Last 08/23/2024 ¹	Country	Branch	Type of yield	Type
345.95 USD	Japan	Mixed Sectors	reinvestment	Equity Fund



Risk key figures

SRI 1 2 3 4 5 6 7

Mountain-View Funds Rating² EDA³
 75

Yearly Performance

2023	+34.95%
2022	+3.96%
2021	+19.41%
2020	+2.68%
2019	+16.50%

Master data		Conditions		Other figures	
Fund type	Single fund	Issue surcharge	5.00%	Minimum investment	USD 35,000.00
Category	Equity	Planned administr. fee	0.00%	Savings plan	-
Sub category	Mixed Sectors	Deposit fees	0.00%	UCITS / OGAW	Yes
Fund domicile	Luxembourg	Redemption charge	0.50%	Performance fee	0.00%
Tranch volume	(08/23/2024) JPY 13.73 mill.	Ongoing charges	-	Redeployment fee	0.00%
Total volume	(08/23/2024) JPY 77,174.82 mill.	Dividends		Investment company	
Launch date	3/21/2013	JPMorgan AM (EU)			
KESr report funds	Yes	PO Box 275, 2012, Luxembourg			
Business year start	01.01.	Luxembourg			
Sustainability type	-	https://www.jpmorganassetmanagement.de			
Fund manager	Geoff Hoare, Masaki Uchida				

Performance	1M	6M	YTD	1Y	2Y	3Y	5Y	Since start
Performance	-5.75%	+7.53%	+21.75%	+30.65%	+64.88%	+79.32%	+146.14%	+229.32%
Performance p.a.	-	-	-	+30.56%	+28.36%	+21.47%	+19.72%	+10.99%
Sharpe ratio	-0.99	0.47	1.36	1.27	1.37	1.01	0.83	0.38
Volatility	54.13%	26.63%	24.11%	21.37%	18.09%	17.79%	19.52%	19.69%
Worst month	-	-4.74%	-4.74%	-4.74%	-5.50%	-5.50%	-12.80%	-12.80%
Best month	-	7.26%	8.18%	8.18%	8.18%	8.18%	12.24%	12.24%
Maximum loss	-20.32%	-21.84%	-21.84%	-21.84%	-21.84%	-21.84%	-35.11%	-

Distribution permission

Austria, Germany, Switzerland, United Kingdom

¹ Important note on update status: The displayed date refers exclusively to the calculation of the NAV.
² The Mountain-View Data Fund Rating calculates a comparative ranking for funds using yield, volatility and trend data. For more information visit [MVD Funds Rating](#)

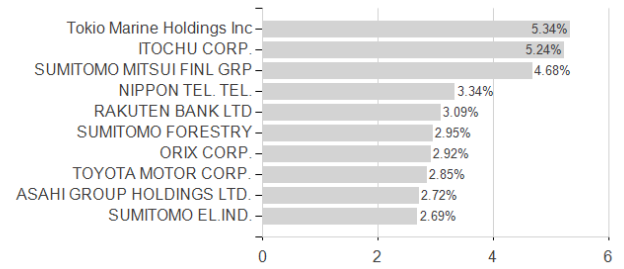
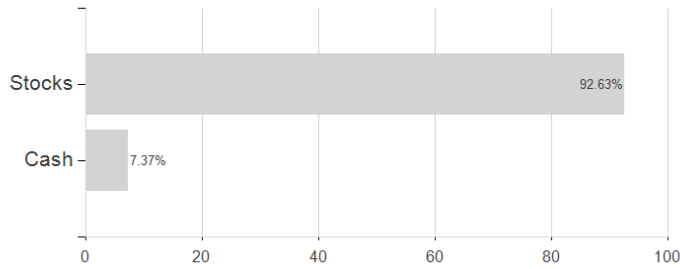
JPMorgan Investment Funds - Japan Strategic Value Fund A (acc) - USD (hedged) / LU0329204464 / A0M60M /

3 Displays the Ethical-Dynamical Ratio calculated according to standard criteria. The maximum value is 100. For more information visit [EDA](#)

Assessment Structure

Assets

Largest positions



Countries

Branches

Currencies

