

Frankfurter Aktienfonds für Stiftungen - A / DE000A1JSWP1 / A1JSWP / Axxion

Last 09/04/2024 ¹	Region	Branch	Type of yield	Type
112.10 EUR	Worldwide	Mixed Fund/Focus Equity	paying dividend	Mixed Fund



Risk key figures

SRI	1	2	3	4	5	6	7
Mountain-View Funds Rating ²	EDA ³						
	-						

Yearly Performance

2023	+9.22%
2022	-15.72%
2021	+17.80%
2020	+0.66%
2019	+7.81%

Master data		Conditions		Other figures	
Fund type	Single fund	Issue surcharge	5.00%	Minimum investment	UNT 0
Category	Mixed Fund	Planned administr. fee	0.00%	Savings plan	-
Sub category	Mixed Fund/Focus Equity	Deposit fees	0.03%	UCITS / OGAW	Yes
Fund domicile	Germany	Redemption charge	0.00%	Performance fee	15.00%
Tranch volume	(09/04/2024) EUR 133.86 mill.	Ongoing charges	-	Redeployment fee	0.00%
Total volume	(09/04/2024) EUR 875.67 mill.	Dividends		Investment company	
Launch date	3/15/2013	27.05.2024	2.19 EUR	Axxion	
KESt report funds	Yes	13.11.2023	2.18 EUR	15, rue de Flaxweiler, 6776, Grevenmacher	
Business year start	01.10.	22.05.2023	2.17 EUR	Luxembourg	
Sustainability type	Ethics/ecology	16.11.2022	2.16 EUR	https://www.axxion.lu	
Fund manager	Shareholder Value Management AG	06.05.2022	2.15 EUR		

Performance	1M	6M	YTD	1Y	2Y	3Y	5Y	Since start
Performance	+3.65%	-0.26%	+0.28%	+1.54%	+0.48%	-8.92%	+19.65%	+62.62%
Performance p.a.	-	-	-	+1.53%	+0.24%	-3.07%	+3.65%	+4.33%
Sharpe ratio	4.83	-0.35	-0.29	-0.19	-0.31	-0.58	0.02	0.09
Volatility	10.60%	11.30%	10.48%	10.27%	10.32%	11.17%	11.59%	9.61%
Worst month	-	-4.58%	-4.58%	-4.96%	-5.22%	-8.15%	-18.08%	-18.08%
Best month	-	5.14%	5.14%	5.90%	5.90%	5.94%	7.52%	7.52%
Maximum loss	-1.13%	-9.05%	-9.05%	-9.52%	-11.49%	-20.95%	-25.38%	-

Distribution permission

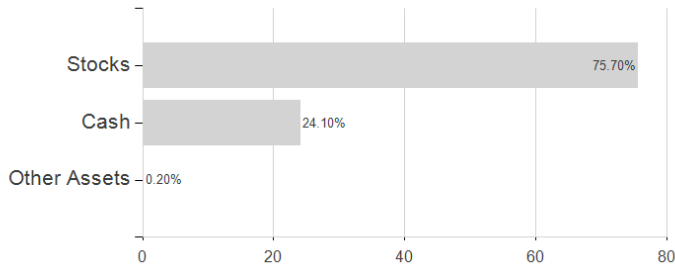
Austria, Germany, Switzerland, Czech Republic

¹ Important note on update status: The displayed date refers exclusively to the calculation of the NAV.
² The Mountain-View Data Fund Rating calculates a comparative ranking for funds using yield, volatility and trend data. For more information visit [MVD Funds Rating](#)
³ Displays the Ethical-Dynamical Ratio calculated according to standard criteria. The maximum value is 100. For more information visit [EDA](#)

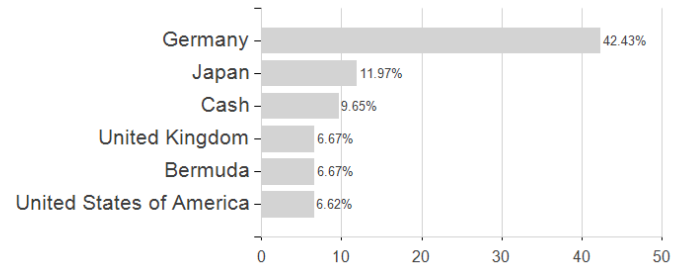
Frankfurter Aktienfonds für Stiftungen - A / DE000A1JSWP1 / A1JSWP / Axxion

Assessment Structure

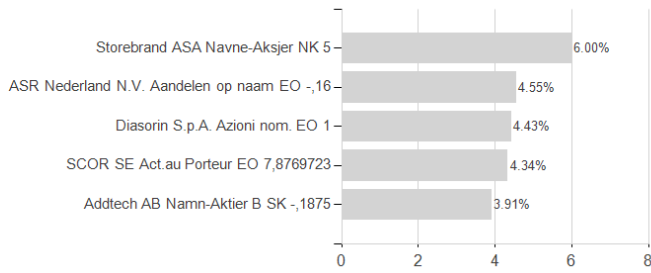
Assets



Countries



Largest positions



Branches

