

BGF European Equity Income Fund A5G EUR / LU0561744862 / A0PBAK / BlackRock (LU)

Last 07/31/2024 ¹	Region	Branch	Type of yield	Type
15.83 EUR	Europe	Mixed Sectors	paying dividend	Equity Fund



Risk key figures

SRI	1	2	3	4	5	6	7
Mountain-View Funds Rating ²							EDA ³
							68

Yearly Performance

2023	+13.93%
2022	-11.89%
2021	+20.02%
2020	+0.10%
2019	+27.55%

Master data		Conditions		Other figures	
Fund type	Single fund	Issue surcharge	5.00%	Minimum investment	USD 5,000.00
Category	Equity	Planned administr. fee	0.00%	Savings plan	Yes
Sub category	Mixed Sectors	Deposit fees	0.45%	UCITS / OGAW	Yes
Fund domicile	Luxembourg	Redemption charge	0.00%	Performance fee	0.00%
Tranch volume	-	Ongoing charges	-	Redeployment fee	0.00%
Total volume	(07/31/2024) EUR 1,504.92 mill.	Dividends		Investment company	
Launch date	12/3/2010	20.06.2024	0.39 EUR	BlackRock (LU) 35a Avenue JF Kennedy, 1855, Luxembourg Luxembourg https://www.blackrock.com	
KEST report funds	Yes	20.03.2024	0.05 EUR		
Business year start	01.09.	20.12.2023	0.07 EUR		
Sustainability type	-	20.09.2023	0.03 EUR		
Fund manager	Andreas Zoellinger, Brian Hall	20.06.2023	0.46 EUR		

Performance	1M	6M	YTD	1Y	2Y	3Y	5Y	Since start
Performance	-	+7.54%	+8.40%	+12.54%	+19.08%	+14.86%	+43.45%	+167.43%
Performance p.a.	-	-	-	+12.51%	+9.12%	+4.73%	+7.47%	+7.46%
Sharpe ratio	-	1.16	1.10	0.86	0.47	0.08	0.24	0.26
Volatility	11.60%	10.42%	10.27%	10.37%	11.71%	13.29%	16.36%	14.95%
Worst month	-	-1.02%	-1.02%	-4.14%	-7.24%	-7.24%	-16.24%	-16.24%
Best month	-	3.17%	4.51%	7.37%	7.80%	7.80%	12.98%	12.98%
Maximum loss	-3.48%	-3.93%	-3.93%	-8.09%	-12.68%	-20.33%	-35.98%	-

Distribution permission

Austria, Germany, Switzerland, United Kingdom

¹ Important note on update status: The displayed date refers exclusively to the calculation of the NAV.

² The Mountain-View Data Fund Rating calculates a comparative ranking for funds using yield, volatility and trend data. For more information visit [MVD Funds Rating](#)

³ Displays the Ethical-Dynamical Ratio calculated according to standard criteria. The maximum value is 100. For more information visit [EDA](#)

BGF European Equity Income Fund A5G EUR / LU0561744862 / A0PBAK / BlackRock (LU)

Investment strategy

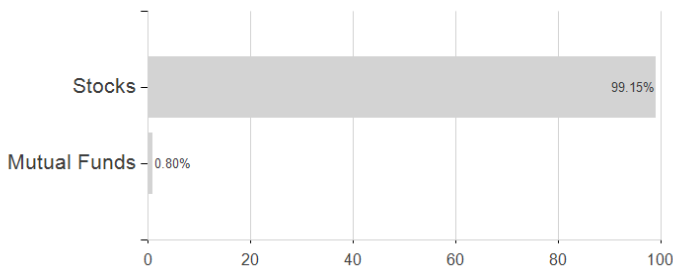
The investment adviser (IA) may use financial derivative instruments (FDIs) (i.e. investments the prices of which are based on one or more underlying assets) for investment purposes in order to achieve the investment objective of the Fund, and/or to reduce risk within the Fund's portfolio, reduce investment costs and generate additional income. The Fund may, via FDIs, generate varying amounts of market leverage (i.e. where the Fund gains market exposure in excess of the value of its assets). The Fund distributes income gross of expenses. The Fund is actively managed and the IA has discretion to select the Fund's investments. In doing so, the IA may take into consideration the MSCI Europe Index (the "Index") when constructing the Fund's portfolio, and also for risk management purposes to ensure that the active risk (i.e. degree of deviation from the Index) taken by the Fund remains appropriate given the Fund's investment objective and policy. The IA is not bound by the components or weighting of the Index when selecting investments. The IA may also use its discretion to invest in securities not included in the Index in order to take advantage of specific investment opportunities. However, the geographical scope of the investment objective and policy may have the effect of limiting the extent to which the portfolio holdings will deviate from the Index. The Index should be used by investors to compare the performance of the Fund.

Investment goal

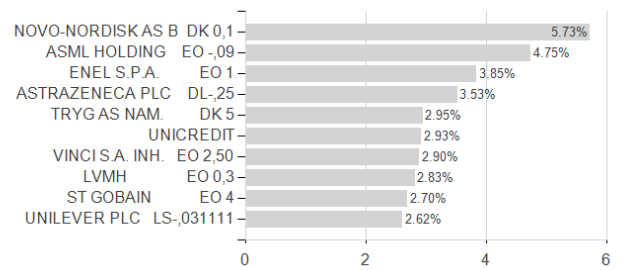
The Fund aims to generate an above average level of income on your investment as well as maintain long term capital growth and invest in a manner consistent with the principles of environmental, social and governance (ESG) investing. The Fund invests at least 70% of its total assets in the equity securities (e.g. shares) of companies domiciled in, or the main business of which is in, Europe.

Assessment Structure

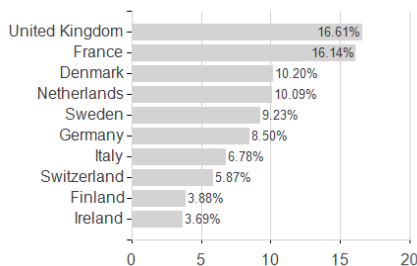
Assets



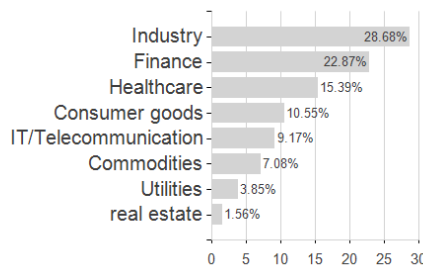
Largest positions



Countries



Branches



Currencies

