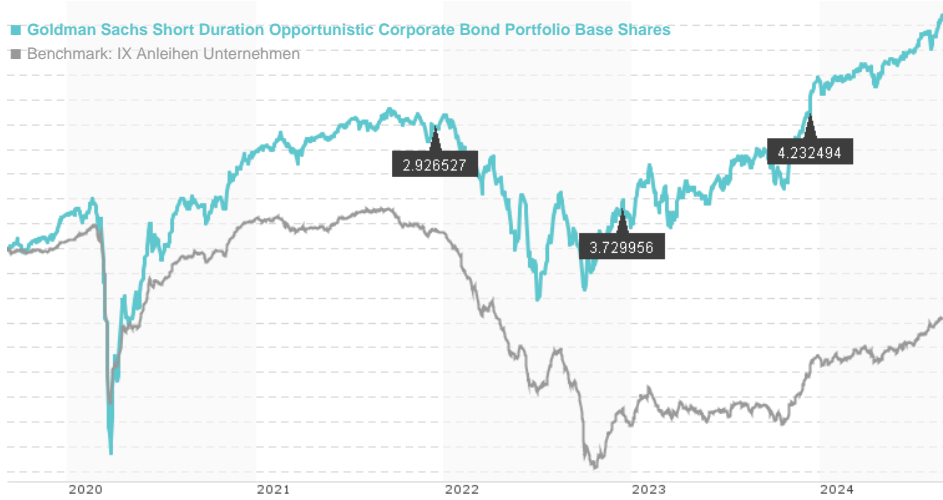


Goldman Sachs Short Duration Opportunistic Corporate Bond Portfolio Base Shares / LU0727289802 / A1JY71 /

Last 09/03/2024 ¹	Region	Branch	Type of yield	Type
103.09 USD	Worldwide	Corporate Bonds	paying dividend	Fixed-Income Fund



Risk key figures

SRI	1	2	3	4	5	6	7
Mountain-View Funds Rating ²	EDA ³						
	-						

Yearly Performance

2023	+11.61%
2022	-7.87%
2021	+2.57%
2020	+5.04%
2019	+10.81%

Master data		Conditions		Other figures	
Fund type	Single fund	Issue surcharge	5.50%	Minimum investment	USD 5,000.00
Category	Bonds	Planned administr. fee	0.00%	Savings plan	-
Sub category	Corporate Bonds	Deposit fees	0.00%	UCITS / OGAW	Yes
Fund domicile	Luxembourg	Redemption charge	0.00%	Performance fee	0.00%
Tranch volume	(09/03/2024) USD 0.204 mill.	Ongoing charges	-	Redeployment fee	0.00%
Total volume	(09/03/2024) USD 120.04 mill.	Dividends		Investment company	
Launch date	4/4/2012	11.12.2023	4.23 USD	Goldman Sachs AM BV	
KESt report funds	Yes	12.12.2022	3.73 USD	Schenkade 65, 2509, LL Den Haag	
Business year start	01.12.	13.12.2021	2.93 USD	Netherlands	
Sustainability type	-	14.12.2020	3.47 USD	www.gsam.com	
Fund manager	-	09.12.2019	3.53 USD		

Performance	1M	6M	YTD	1Y	2Y	3Y	5Y	Since start
Performance	+2.31%	+4.37%	+4.42%	+10.07%	+17.96%	+7.23%	+18.95%	+39.88%
Performance p.a.	-	-	-	+10.10%	+8.64%	+2.35%	+3.53%	+2.97%
Sharpe ratio	8.19	1.99	1.18	1.79	0.98	-0.18	0.01	-0.10
Volatility	3.65%	2.73%	2.69%	3.73%	5.28%	6.16%	6.79%	5.13%
Worst month	-	-0.64%	-0.64%	-1.24%	-4.85%	-6.22%	-10.81%	-10.81%
Best month	-	1.30%	3.59%	4.03%	4.90%	4.90%	5.24%	5.24%
Maximum loss	-0.04%	-1.53%	-1.53%	-2.93%	-4.77%	-13.79%	-19.72%	-

Distribution permission

Austria, Germany, Switzerland, United Kingdom, Luxembourg

¹ Important note on update status: The displayed date refers exclusively to the calculation of the NAV.
² The Mountain-View Data Fund Rating calculates a comparative ranking for funds using yield, volatility and trend data. For more information visit [MVD Funds Rating](#)
³ Displays the Ethical-Dynamical Ratio calculated according to standard criteria. The maximum value is 100. For more information visit [EDA](#)

Goldman Sachs Short Duration Opportunistic Corporate Bond Portfolio Base Shares / LU0727289802 / A1JY71 /

Investment strategy

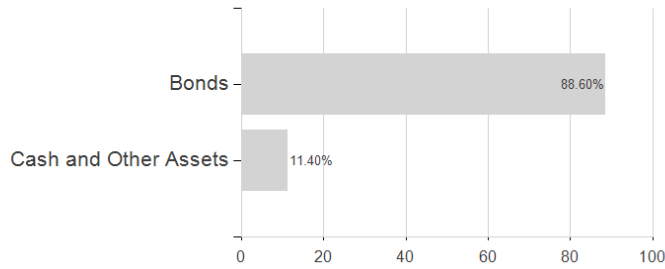
The Portfolio will mostly invest in fixed income securities of companies anywhere in the world. The Portfolio will have an average duration of 3.5 years or less. The Portfolio will not invest more than 33% of its assets in other securities and instruments. Additionally, it will not invest more than 25% in convertibles (securities that can be converted into other types of securities). The Portfolio may invest up to one-tenth of its assets in equity or equity related securities. The Portfolio promotes environmental and/or social characteristics, however, does not commit to making any sustainable investments.

Investment goal

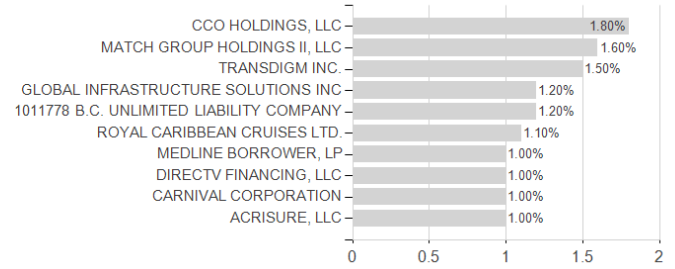
The Portfolio seeks to provide income and capital growth over the longer term.

Assessment Structure

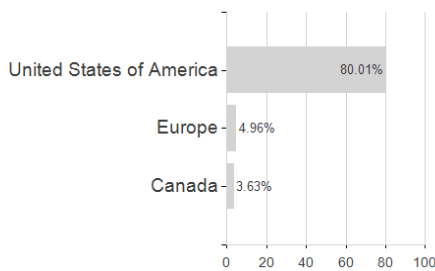
Assets



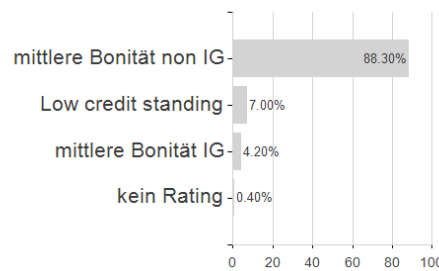
Largest positions



Countries



Rating



Issuer

