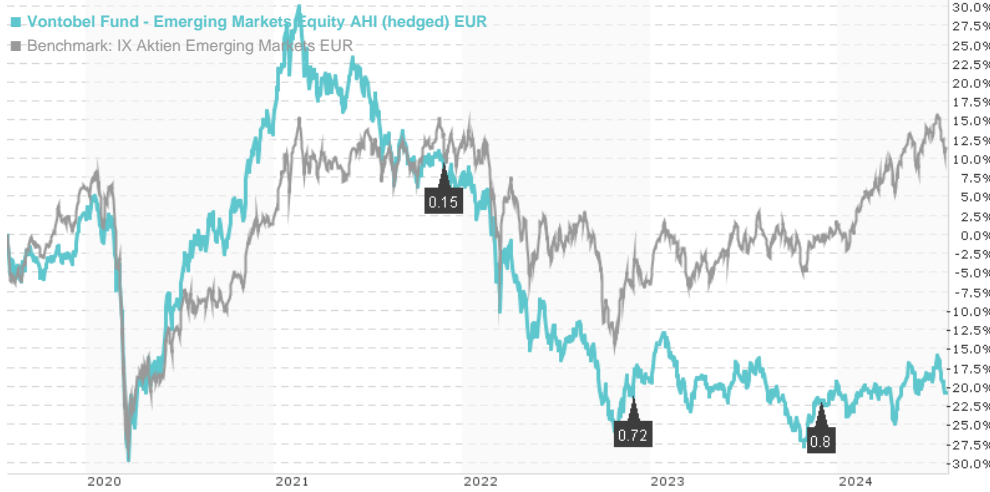


Vontobel Fund - Emerging Markets Equity AHI (hedged) EUR / LU0858753618 / A1J8XE / Vontobel AM

Last 07/29/2024 ¹	Region	Branch	Type of yield	Type
81.20 EUR	Emerging Markets	Mixed Sectors	paying dividend	Equity Fund



Risk key figures

SRI	1	2	3	4	5	6	7
Mountain-View Funds Rating ²	EDA ³						
	78						

Yearly Performance

2023	+0.13%
2022	-25.37%
2021	-7.03%
2020	+13.90%
2019	+14.73%

Master data		Conditions		Other figures	
Fund type	Single fund	Issue surcharge	5.00%	Minimum investment	UNT 0
Category	Equity	Planned administr. fee	0.00%	Savings plan	-
Sub category	Mixed Sectors	Deposit fees	0.00%	UCITS / OGAW	Yes
Fund domicile	Luxembourg	Redemption charge	0.30%	Performance fee	0.00%
Tranch volume	(07/29/2024) USD 129.83 mill.	Ongoing charges	-	Redeployment fee	0.00%
Total volume	(07/30/2024) USD 560.69 mill.	Dividends		Investment company	
Launch date	12/3/2012	27.11.2023	0.80 EUR	Vontobel AM	
KESt report funds	No	28.11.2022	0.72 EUR	Gotthardstrasse 43, 8022, Zürich	
Business year start	01.09.	24.11.2021	0.15 EUR	Switzerland	
Sustainability type	-	25.11.2020	0.47 EUR	https://www.vontobel.com	
Fund manager	Matthew Benkendorf, Ramiz Chelat	26.11.2019	0.88 EUR		

Performance	1M	6M	YTD	1Y	2Y	3Y	5Y	Since start
Performance	-2.46%	+1.96%	-1.89%	-5.46%	-8.18%	-29.44%	-21.22%	-12.79%
Performance p.a.	-	-	-	-5.47%	-4.17%	-10.96%	-4.65%	-1.19%
Sharpe ratio	-2.91	0.03	-0.61	-0.80	-0.62	-1.01	-0.50	-0.34
Volatility	10.80%	11.20%	11.34%	11.48%	12.70%	14.47%	16.70%	14.30%
Worst month	-	-4.85%	-4.85%	-5.82%	-8.82%	-8.82%	-16.15%	-16.15%
Best month	-	3.18%	3.20%	7.30%	8.95%	8.95%	9.10%	9.10%
Maximum loss	-5.82%	-6.70%	-6.70%	-13.79%	-18.40%	-36.44%	-44.38%	-

Distribution permission

Austria, Germany, Switzerland, United Kingdom

¹ Important note on update status: The displayed date refers exclusively to the calculation of the NAV.

² The Mountain-View Data Fund Rating calculates a comparative ranking for funds using yield, volatility and trend data. For more information visit [MVD Funds Rating](#)

³ Displays the Ethical-Dynamical Ratio calculated according to standard criteria. The maximum value is 100. For more information visit [EDA](#)

Vontobel Fund - Emerging Markets Equity AHI (hedged) EUR / LU0858753618 / A1J8XE / Vontobel AM

Investment strategy

The sub-fund invests in a portfolio of stocks in companies with high profit growth and high profitability that are based and/or conduct the majority of their business activity in emerging markets. Emerging markets are, among others, countries included in the MSCI Emerging Markets Index. Up to 33% of the Sub-Fund's assets may be invested outside the aforementioned investment universe, in other securities, instruments, asset classes, in money market instruments and bank deposits to achieve the investment objective and/or for liquidity management. It may also hold up to 20% of its net assets in bank deposits at sight. The sub-fund may use derivatives for hedging purposes.

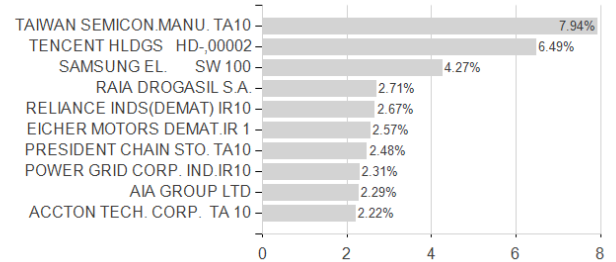
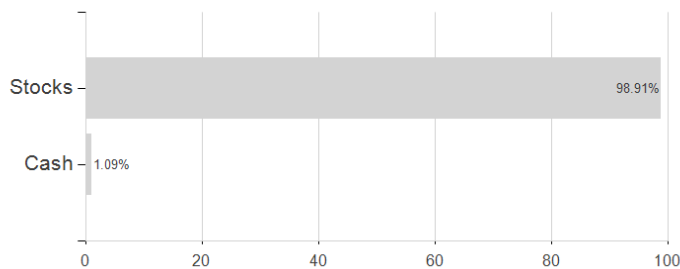
Investment goal

This actively managed Sub-Fund aims to achieve the highest possible capital growth. It is categorized as Article 8 SFDR. More details can be found in the prospectus. The sub-fund mainly invests in equities and equity-like securities (including transferable securities that are qualified as closed-ended real estate investment trusts, participation certificates) issued by companies which are based in an emerging market and/or conduct the majority of their business in an emerging market. It may invest up to 35% via Shanghai-Hong Kong Stock Connect and Shenzhen Hong Kong Stock Connect in China A-Shares.

Assessment Structure

Assets

Largest positions



Countries

Branches

Currencies

