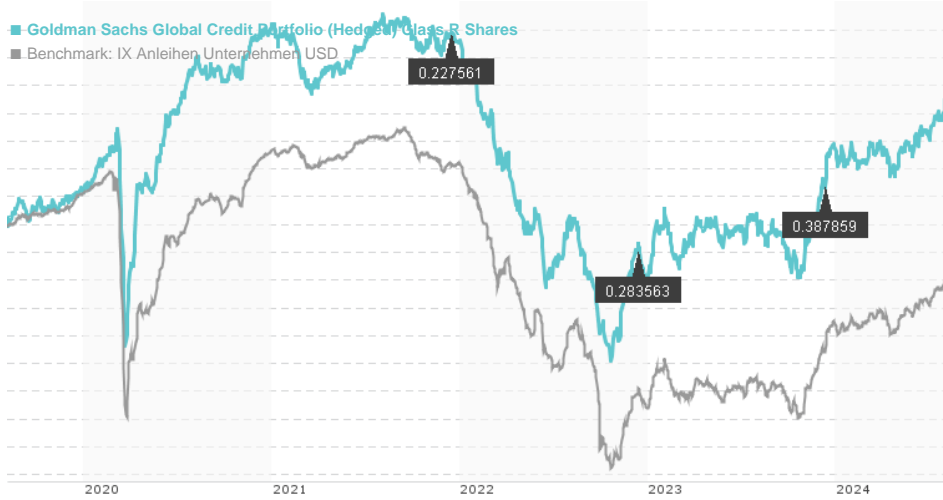


**Goldman Sachs Global Credit Portfolio (Hedged) Class R Shares / LU0830638820 / A1T9H1 / Goldman Sachs AM BV**

Last 08/01/2024 <sup>1</sup>	Region	Branch	Type of yield	Type
10.70 USD	Worldwide	Corporate Bonds	paying dividend	Fixed-Income Fund



**Risk key figures**

SRI	1	2	3	4	5	6	7
Mountain-View Funds Rating <sup>2</sup>	EDA <sup>3</sup>						
	74						

**Yearly Performance**

2023	+10.11%
2022	-15.34%
2021	-1.01%
2020	+11.88%
2019	+14.95%

Master data		Conditions		Other figures	
-------------	--	------------	--	---------------	--

Fund type	Single fund	Issue surcharge	5.50%	Minimum investment	USD 5,000.00
Category	Bonds	Planned administr. fee	0.00%	Savings plan	-
Sub category	Corporate Bonds	Deposit fees	0.00%	UCITS / OGAW	Yes
Fund domicile	Luxembourg	Redemption charge	0.00%	Performance fee	0.00%
Tranch volume	(08/01/2024) USD 7.88 mill.	Ongoing charges	-	Redeployment fee	0.00%
Total volume	(08/01/2024) USD 2,177.33 mill.	<b>Dividends</b>		<b>Investment company</b>	
Launch date	12/10/2012	11.12.2023	0.39 USD	Goldman Sachs AM BV	
KESr report funds	Yes	12.12.2022	0.28 USD	Schenkade 65, 2509, LL Den Haag	
Business year start	01.12.	13.12.2021	0.23 USD	Netherlands	
Sustainability type	-	14.12.2020	0.29 USD	www.gsam.com	
Fund manager	Sophia Ferguson	09.12.2019	0.32 USD		

Performance	1M	6M	YTD	1Y	2Y	3Y	5Y	Since start
Performance	+2.69%	+2.88%	+3.18%	+8.62%	+8.31%	-5.01%	+9.64%	+43.50%
Performance p.a.	-	-	-	+8.59%	+4.07%	-1.70%	+1.86%	+3.21%
Sharpe ratio	7.53	0.44	0.37	0.85	0.07	-0.84	-0.28	-0.09
Volatility	4.38%	5.00%	5.11%	5.83%	6.39%	6.35%	6.35%	4.75%
Worst month	-	-1.92%	-1.92%	-2.05%	-5.36%	-5.36%	-7.99%	-7.99%
Best month	-	1.62%	3.65%	4.95%	4.95%	4.95%	6.98%	6.98%
Maximum loss	-0.57%	-2.40%	-2.40%	-4.11%	-10.33%	-21.62%	-21.62%	-

**Distribution permission**

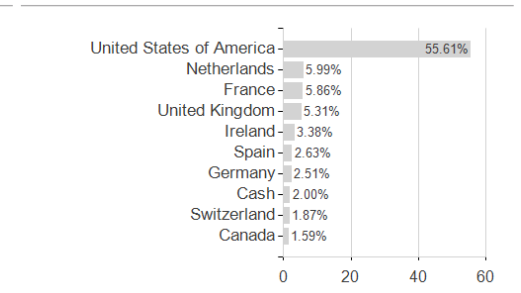
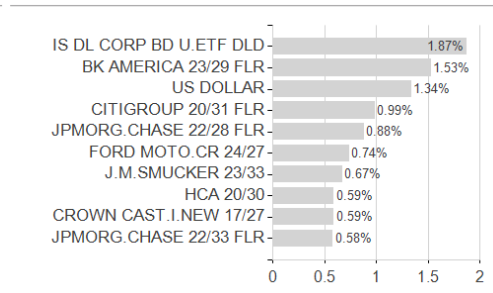
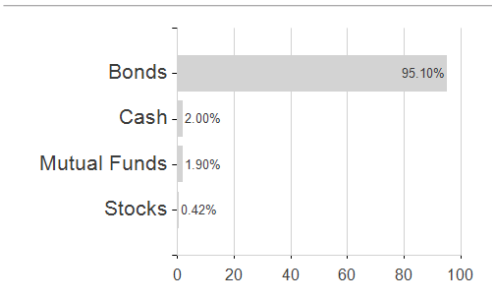
Austria, Germany, Switzerland, United Kingdom, Luxembourg

1 Important note on update status: The displayed date refers exclusively to the calculation of the NAV.  
 2 The Mountain-View Data Fund Rating calculates a comparative ranking for funds using yield, volatility and trend data. For more information visit [MVD Funds Rating](#)  
 3 Displays the Ethical-Dynamical Ratio calculated according to standard criteria. The maximum value is 100. For more information visit [EDA](#)

**Goldman Sachs Global Credit Portfolio (Hedged) Class R Shares / LU0830638820 / A1T9H1 / Goldman Sachs AM BV**

**Assessment Structure**

**Assets Largest positions Countries**



**Issuer**

**Duration**

**Currencies**

