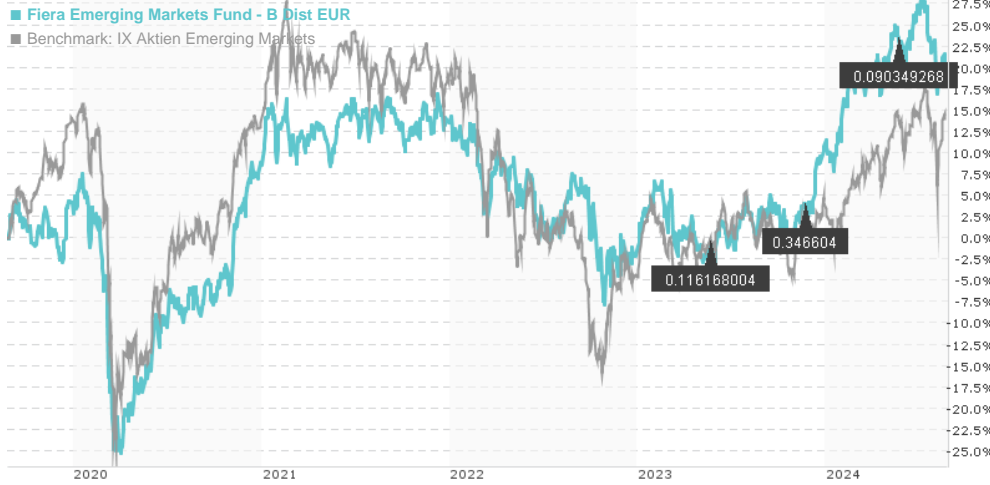


Fiera Emerging Markets Fund - B Dist EUR / IE00B8QB4001 / A1KCYN / Fiera Capital (IOM)

Last 08/21/2024 ¹	Region	Branch	Type of yield	Type
10.63 GBP	Emerging Markets	Mixed Sectors	paying dividend	Equity Fund



Risk key figures

SRI	1	2	3	4	5	6	7
Mountain-View Funds Rating ²	EDA ³						
	76						

Yearly Performance

2023	+12.53%
2022	-13.27%
2021	+4.49%
2020	+5.61%
2019	+15.87%

Master data		Conditions		Other figures	
Fund type	Single fund	Issue surcharge	5.00%	Minimum investment	EUR 5,000.00
Category	Equity	Planned administr. fee	0.00%	Savings plan	-
Sub category	Mixed Sectors	Deposit fees	0.00%	UCITS / OGAW	Yes
Fund domicile	Ireland	Redemption charge	0.00%	Performance fee	0.00%
Tranch volume	(08/21/2024) EUR 16.02 mill.	Ongoing charges	-	Redeployment fee	0.00%
Total volume	(08/21/2024) EUR 193.18 mill.	Dividends		Investment company	
Launch date	6/28/2010	22.05.2024	0.09 GBP	Fiera Capital (IOM)	
KESt report funds	Yes	22.11.2023	0.35 GBP	Walther-von-Cronberg-Platz 13, 60594, Frankfurt	
Business year start	01.01.	22.05.2023	0.12 GBP	Germany	
Sustainability type	-	22.11.2022	0.38 GBP	https://www.fieracapital.com	
Fund manager	Ian Simmons, Oliver Leyland, Dominic Bokor-Ingram, Stefan Böttcher, Mathieu Bortot,	23.05.2022	0.16 GBP		

Performance	1M	6M	YTD	1Y	2Y	3Y	5Y	Since start
Performance	-2.01%	+1.76%	+8.89%	+21.05%	+14.55%	+6.70%	+16.70%	+70.01%
Performance p.a.	-	-	-	+20.98%	+7.03%	+2.19%	+3.13%	+4.70%
Sharpe ratio	-1.52	0.00	0.87	1.44	0.24	-0.09	-0.03	0.08
Volatility	16.78%	12.58%	12.44%	12.20%	14.74%	14.43%	15.78%	14.58%
Worst month	-	-3.52%	-3.52%	-3.84%	-7.81%	-7.81%	-18.74%	-18.74%
Best month	-	6.40%	6.40%	6.40%	8.97%	8.97%	10.03%	12.76%
Maximum loss	-5.37%	-8.67%	-8.67%	-8.67%	-14.34%	-21.21%	-30.51%	-

Distribution permission

Austria, Germany, United Kingdom

¹ Important note on update status: The displayed date refers exclusively to the calculation of the NAV.

² The Mountain-View Data Fund Rating calculates a comparative ranking for funds using yield, volatility and trend data. For more information visit [MVD Funds Rating](#)

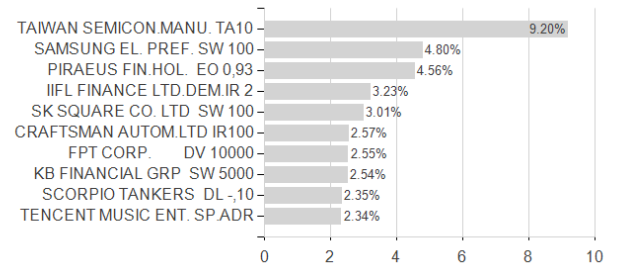
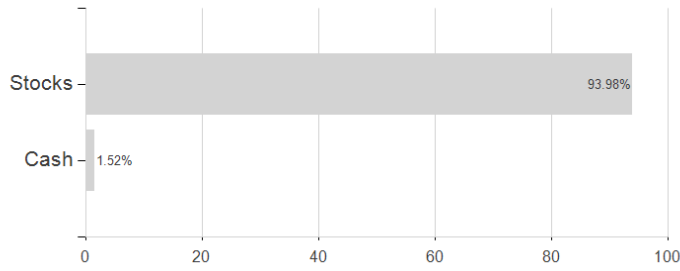
³ Displays the Ethical-Dynamical Ratio calculated according to standard criteria. The maximum value is 100. For more information visit [EDA](#)

Fiera Emerging Markets Fund - B Dist EUR / IE00B8QB4001 / A1KCYN / Fiera Capital (IOM)

Assessment Structure

Assets

Largest positions



Countries

Branches

Currencies

