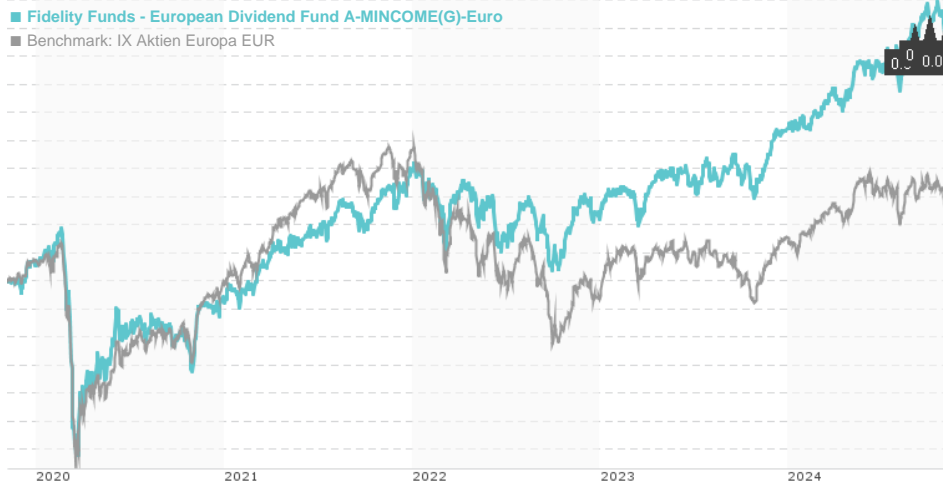


Fidelity Funds - European Dividend Fund A-MINCOME(G)-Euro / LU0857700040 / A1W5DS / FIL IM (LU)

Last 11/05/2024 ¹	Region	Branch	Type of yield	Type
15.81 EUR	Europe	Mixed Sectors	paying dividend	Equity Fund



Risk key figures

SRI 1 2 3 4 5 6 7

Mountain-View Funds Rating² EDA³

▲▲▲▲▲▲ 70

Yearly Performance

2023	+14.46%
2022	-7.11%
2021	+24.12%
2020	-6.41%
2019	+25.47%

Master data		Conditions		Other figures	
Fund type	Single fund	Issue surcharge	5.25%	Minimum investment	USD 2,500.00
Category	Equity	Planned administr. fee	0.00%	Savings plan	-
Sub category	Mixed Sectors	Deposit fees	0.00%	UCITS / OGAW	Yes
Fund domicile	Luxembourg	Redemption charge	0.00%	Performance fee	0.00%
Tranch volume	(11/05/2024) EUR 94.82 mill.	Ongoing charges	-	Redeployment fee	0.00%
Total volume	(10/31/2024) EUR 809.76 mill.	Dividends		Investment company	
Launch date	12/3/2012	01.11.2024	0.04 EUR	FIL IM (LU)	
KESt report funds	Yes	01.10.2024	0.04 EUR	Kärntner Straße 9, Top 8, 1010, Wien	
Business year start	01.05.	02.09.2024	0.04 EUR	Austria	
Sustainability type	-	01.08.2024	0.04 EUR	https://www.fidelity.at	
Fund manager	Fred Sykes	01.07.2024	0.04 EUR		

Performance	1M	6M	YTD	1Y	2Y	3Y	5Y	Since start
Performance	+0.01%	+8.62%	+15.34%	+24.47%	+33.12%	+26.41%	+47.23%	+130.00%
Performance p.a.	-	-	-	+24.47%	+15.40%	+8.12%	+8.03%	+7.23%
Sharpe ratio	-1.18	1.29	1.55	2.34	1.24	0.38	0.29	0.28
Volatility	9.83%	10.17%	9.23%	8.80%	9.73%	12.27%	16.35%	14.35%
Worst month	-	-2.55%	-2.55%	-2.55%	-3.21%	-6.41%	-14.49%	-14.49%
Best month	-	3.14%	3.50%	6.79%	6.79%	6.79%	13.75%	13.75%
Maximum loss	-3.77%	-5.63%	-5.63%	-5.63%	-6.34%	-15.86%	-36.87%	-

Distribution permission

Austria, Germany, Switzerland, United Kingdom, Czech Republic

1 Important note on update status: The displayed date refers exclusively to the calculation of the NAV.

2 The Mountain-View Data Fund Rating calculates a comparative ranking for funds using yield, volatility and trend data. For more information visit [MVD Funds Rating](#)

3 Displays the Ethical-Dynamical Ratio calculated according to standard criteria. The maximum value is 100. For more information visit [EDA](#)

Fidelity Funds - European Dividend Fund A-MINCOME(G)-Euro / LU0857700040 / A1W5DS / FIL IM (LU)

Investment strategy

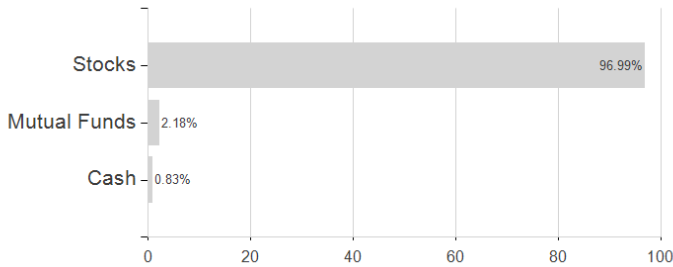
The fund invests at least 70% (and normally 75%) of its assets, in income producing equities of companies that are headquartered, or do most of their business, in Europe. The fund may also invest in money market instruments on an ancillary basis. The Investment Manager aims to provide income in excess of the benchmark. In actively managing the fund, the Investment Manager considers growth and valuation metrics, company financials, return on capital, cash flows and other measures, as well as company management, industry, economic conditions, and other factors.

Investment goal

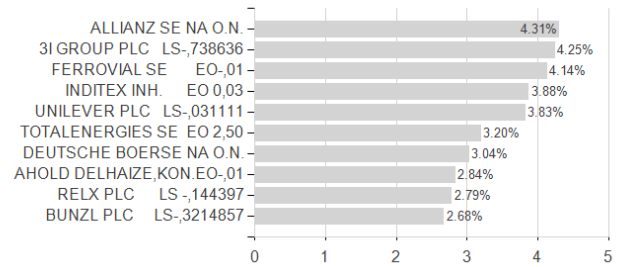
The fund aims to achieve capital growth over the long term and provide income.

Assessment Structure

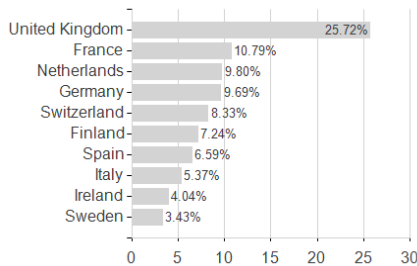
Assets



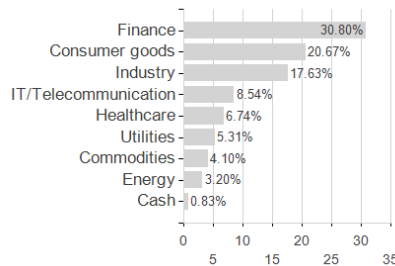
Largest positions



Countries



Branches



Currencies

