

Vontobel Fund - Smart Data Equity H (hedged) CHF / LU0848326186 / A1J8SS / Vontobel AM

Last 07/09/2024 <sup>1</sup>	Region	Branch	Type of yield	Type
147.78 CHF	Worldwide	Mixed Sectors	reinvestment	Equity Fund



Risk key figures

SRI	1	2	3	4	5	6	7	
Mountain-View Funds Rating <sup>2</sup>							EDA <sup>3</sup>	74

Yearly Performance

2023	+13.26%
2022	-28.79%
2021	+16.47%
2020	+11.72%
2019	+19.09%

Master data		Conditions		Other figures	
Fund type	Single fund	Issue surcharge	5.00%	Minimum investment	UNT 0
Category	Equity	Planned administr. fee	0.00%	Savings plan	-
Sub category	Mixed Sectors	Deposit fees	0.00%	UCITS / OGAW	Yes
Fund domicile	Luxembourg	Redemption charge	0.30%	Performance fee	0.00%
Tranch volume	(07/09/2024) USD 1.88 mill.	Ongoing charges	-	Redeployment fee	0.00%
Total volume	(07/09/2024) USD 39.92 mill.	<b>Dividends</b>		<b>Investment company</b>	
Launch date	12/17/2012	Vontobel AM			
KESt report funds	Yes	Gotthardstrasse 43, 8022, Zürich			
Business year start	01.09.	Switzerland			
Sustainability type	-	https://www.vontobel.com			
Fund manager	Tim Stehle				

Performance	1M	6M	YTD	1Y	2Y	3Y	5Y	Since start
Performance	+0.96%	+5.32%	+3.91%	+7.50%	+14.27%	-10.65%	+15.34%	+49.11%
Performance p.a.	-	-	-	+7.50%	+6.91%	-3.68%	+2.89%	+3.52%
Sharpe ratio	1.35	0.80	0.44	0.38	0.23	-0.44	-0.04	-0.01
Volatility	6.75%	9.10%	9.09%	10.17%	14.29%	16.84%	18.52%	15.27%
Worst month	-	-4.25%	-4.25%	-5.32%	-11.06%	-11.06%	-12.77%	-12.77%
Best month	-	4.25%	4.25%	8.79%	10.49%	10.49%	10.54%	10.54%
Maximum loss	-1.28%	-5.48%	-5.48%	-13.63%	-19.68%	-37.00%	-37.00%	-

Distribution permission

Austria, Germany, Switzerland, United Kingdom

<sup>1</sup> Important note on update status: The displayed date refers exclusively to the calculation of the NAV.

<sup>2</sup> The Mountain-View Data Fund Rating calculates a comparative ranking for funds using yield, volatility and trend data. For more information visit [MVD Funds Rating](#)

<sup>3</sup> Displays the Ethical-Dynamical Ratio calculated according to standard criteria. The maximum value is 100. For more information visit [EDA](#)

**Vontobel Fund - Smart Data Equity H (hedged) CHF / LU0848326186 / A1J8SS / Vontobel AM**

**Investment strategy**

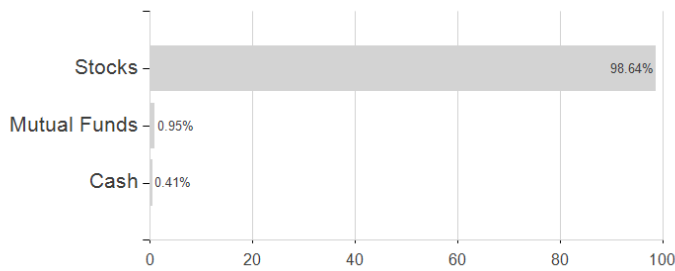
It mainly invests in equities and equity-like securities (including transferable securities that are qualified as closed-ended real estate investment trusts, participation certificates). It may invest up to 20% via Shanghai-Hong Kong Stock Connect and Shenzhen-Hong Kong Stock Connect in China A-Shares. The Sub-Fund mainly invests in securities of companies around the world that contribute to sustainable economic activity and are leaders within their sector. The investment decision-making process pursued by the portfolio manager of the Sub-Fund is based on fundamental analysis of the companies belonging to the investment universe. A significant part of this process is based on the proprietary "smart data approach" which uses and combines a large set of fundamental company data servicing as a decision base for the portfolio manager in its stock selection and portfolio monitoring process.

**Investment goal**

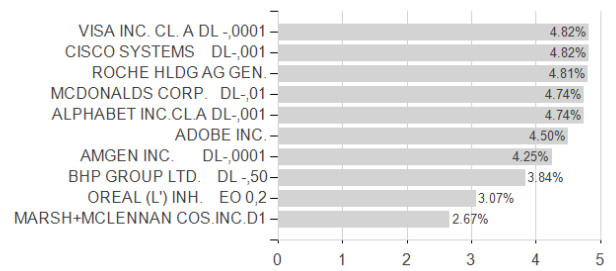
This actively managed Sub-Fund aims to achieve the highest possible capital growth over the long term.

**Assessment Structure**

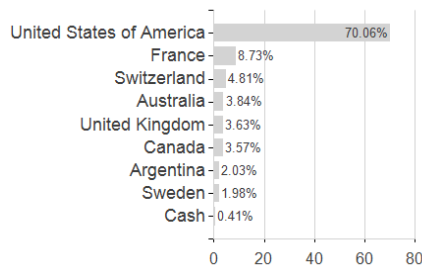
**Assets**



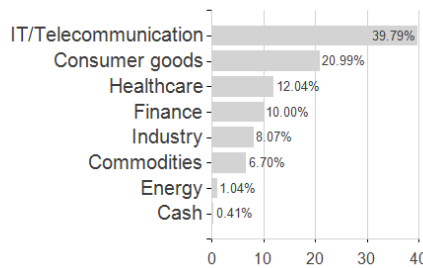
**Largest positions**



**Countries**



**Branches**



**Currencies**

