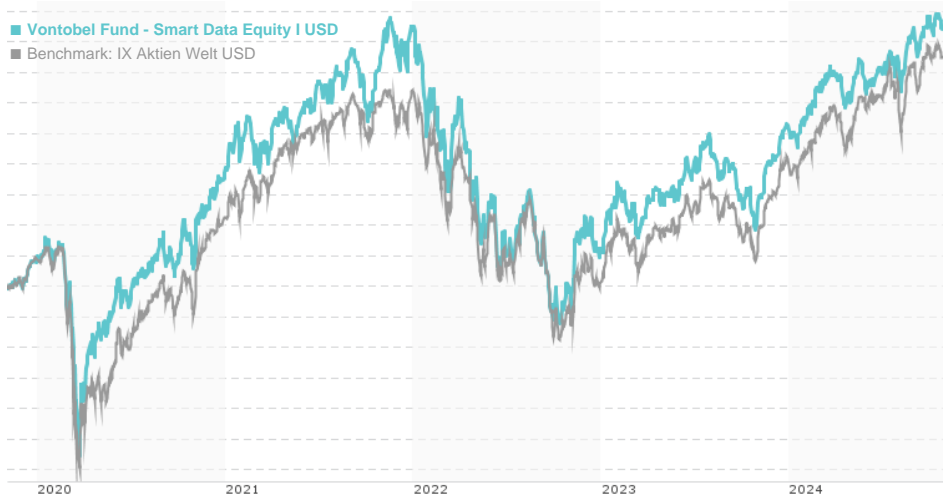


Vontobel Fund - Smart Data Equity I USD / LU0848325618 / A1J8D1 / Vontobel AM

Last 10/30/2024 ¹	Region	Branch	Type of yield	Type
224.71 USD	Worldwide	Mixed Sectors	reinvestment	Equity Fund



Risk key figures

SRI	1	2	3	4	5	6	7
Mountain-View Funds Rating ²	EDA ³						
	68						

Yearly Performance

2023	+19.37%
2022	-25.47%
2021	+18.92%
2020	+14.85%
2019	+24.00%

Master data		Conditions		Other figures	
Fund type	Single fund	Issue surcharge	5.00%	Minimum investment	UNT 0
Category	Equity	Planned administr. fee	0.00%	Savings plan	-
Sub category	Mixed Sectors	Deposit fees	0.00%	UCITS / OGAW	Yes
Fund domicile	Luxembourg	Redemption charge	0.30%	Performance fee	0.00%
Tranch volume	(10/30/2024) USD 1.14 mill.	Ongoing charges	-	Redeployment fee	0.00%
Total volume	(10/30/2024) USD 41.44 mill.	Dividends		Investment company	
Launch date	12/13/2012	Vontobel AM			
KESt report funds	Yes	Gotthardstrasse 43, 8022, Zürich			
Business year start	01.09.	Switzerland			
Sustainability type	-	https://www.vontobel.com			
Fund manager	Tim Stehle				

Performance	1M	6M	YTD	1Y	2Y	3Y	5Y	Since start
Performance	-1.16%	+9.50%	+12.77%	+29.35%	+42.85%	+2.63%	+44.21%	+126.36%
Performance p.a.	-	-	-	+29.26%	+19.52%	+0.87%	+7.59%	+7.12%
Sharpe ratio	-2.32	1.70	1.30	2.67	1.33	-0.13	0.25	0.27
Volatility	7.01%	9.90%	9.64%	9.86%	12.43%	16.74%	18.50%	15.16%
Worst month	-	-3.80%	-3.80%	-3.99%	-4.88%	-10.56%	-12.53%	-12.53%
Best month	-	3.47%	4.73%	9.31%	11.01%	11.01%	11.01%	11.01%
Maximum loss	-2.08%	-4.68%	-5.08%	-5.08%	-12.49%	-34.78%	-34.78%	-

Distribution permission

Austria, Germany, Switzerland, United Kingdom, Luxembourg, Czech Republic

1 Important note on update status: The displayed date refers exclusively to the calculation of the NAV.

2 The Mountain-View Data Fund Rating calculates a comparative ranking for funds using yield, volatility and trend data. For more information visit [MVD Funds Rating](#)

3 Displays the Ethical-Dynamical Ratio calculated according to standard criteria. The maximum value is 100. For more information visit [EDA](#)

Vontobel Fund - Smart Data Equity I USD / LU0848325618 / A1J8D1 / Vontobel AM

Investment strategy

It mainly invests in equities and equity-like securities (including transferable securities that are qualified as closed-ended real estate investment trusts, participation certificates). It may invest up to 20% via Shanghai-Hong Kong Stock Connect and Shenzhen-Hong Kong Stock Connect in China A-Shares. The Sub-Fund mainly invests in securities of companies around the world that contribute to sustainable economic activity and are leaders within their sector. The investment decision-making process pursued by the portfolio manager of the Sub-Fund is based on fundamental analysis of the companies belonging to the investment universe. A significant part of this process is based on the proprietary "smart data approach" which uses and combines a large set of fundamental company data servicing as a decision base for the portfolio manager in its stock selection and portfolio monitoring process.

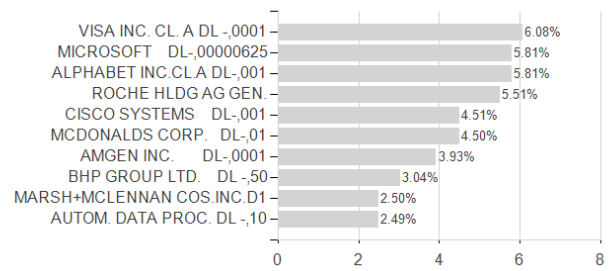
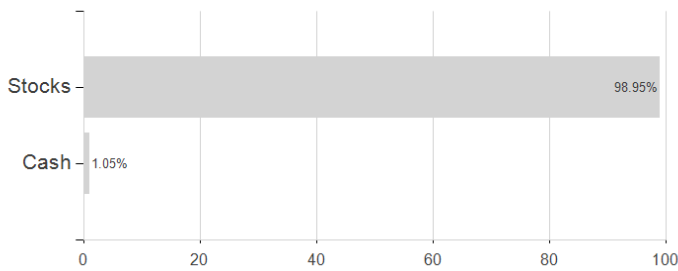
Investment goal

This actively managed Sub-Fund aims to achieve the highest possible capital growth over the long term.

Assessment Structure

Assets

Largest positions



Countries

Branches

Currencies

