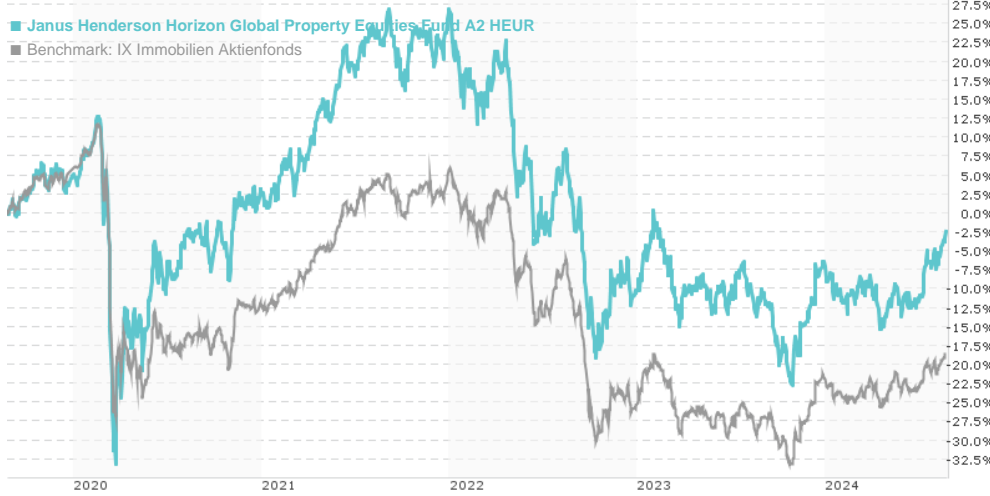


Janus Henderson Horizon Global Property Equities Fund A2 HEUR / LU0828244219 / A1J5ZK / Janus Henderson Inv.

Last 08/23/2024 <sup>1</sup>	Region	Branch	Type of yield	Type
14.16 EUR	Worldwide	Real Estate Fund/Equity	reinvestment	Real Estate Investment Fund



Risk key figures

SRI	1	2	3	4	5	6	7
-----	---	---	---	---	---	---	---

Mountain-View Funds Rating <sup>2</sup>	EDA <sup>3</sup>
▲▲▲▲▲	-

Yearly Performance

2023	+4.30%
2022	-29.26%
2021	+23.29%
2020	-2.03%
2019	+26.24%

Master data		Conditions		Other figures	
Fund type	Single fund	Issue surcharge	5.00%	Minimum investment	EUR 2,500.00
Category	Real Estate	Planned administr. fee	0.00%	Savings plan	-
Sub category	Real Estate Fund/Equity	Deposit fees	0.65%	UCITS / OGAW	Yes
Fund domicile	Luxembourg	Redemption charge	1.00%	Performance fee	10.00%
Tranch volume	(08/23/2024) USD 8.22 mill.	Ongoing charges	-	Redeployment fee	0.00%
Total volume	(06/28/2024) USD 1,175.66 mill.	<b>Dividends</b>		<b>Investment company</b>	
Launch date	10/11/2012	Janus Henderson Inv.			
KESt report funds	Yes	201 Bishopsgate, EC2M 3AE, London			
Business year start	01.07.	United Kingdom			
Sustainability type	-	www.janushenderson.com/			
Fund manager	Guy Barnard, Tim Gibson, Greg Kuhl				

Performance	1M	6M	YTD	1Y	2Y	3Y	5Y	Since start
Performance	+3.89%	+8.59%	+4.19%	+11.41%	-5.22%	-20.63%	-3.15%	+41.60%
Performance p.a.	-	-	-	+11.38%	-2.64%	-7.41%	-0.64%	+2.97%
Sharpe ratio	3.68	0.95	0.21	0.47	-0.35	-0.62	-0.21	-0.04
Volatility	14.46%	15.12%	14.82%	16.58%	17.63%	17.71%	19.64%	15.33%
Worst month	-	-5.85%	-5.85%	-6.60%	-14.12%	-14.12%	-18.58%	-18.58%
Best month	-	7.10%	8.46%	10.01%	10.01%	10.01%	10.36%	10.36%
Maximum loss	-2.82%	-7.65%	-8.88%	-14.09%	-25.10%	-39.09%	-40.72%	-

Distribution permission

Austria, Germany, Switzerland, United Kingdom

<sup>1</sup> Important note on update status: The displayed date refers exclusively to the calculation of the NAV.

## Janus Henderson Horizon Global Property Equities Fund A2 HEUR / LU0828244219 / A1J5ZK / Janus Henderson Inv.

2 The Mountain-View Data Fund Rating calculates a comparative ranking for funds using yield, volatility and trend data. For more information visit [MVD Funds Rating](#)

### Investment strategy

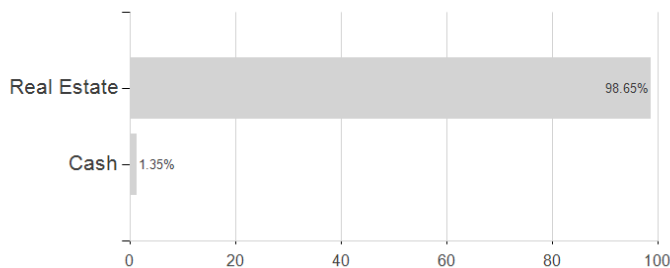
Securities will derive the main part of their revenue from owning, developing and managing real estate. The Fund may also invest in other assets including cash and money market instruments. The Investment Manager may use derivatives (complex financial instruments) to reduce risk or to manage the Fund more efficiently. The Fund is actively managed with reference to the FTSE EPRA Nareit Developed Index, which is broadly representative of the securities in which it may invest, as this forms the basis of the Fund's performance target and the level above which performance fees may be charged (if applicable). The Investment Manager has discretion to choose investments for the Fund with weightings different to the index or not in the index, but at times the Fund may hold investments similar to the index. The Investment Manager will seek to promote environmental, social and/or governance (ESG) principles in managing the Fund, which may include the exclusion of issuers that the Investment Manager considers could contribute to significant ESG harm, as further described in the prospectus.

### Investment goal

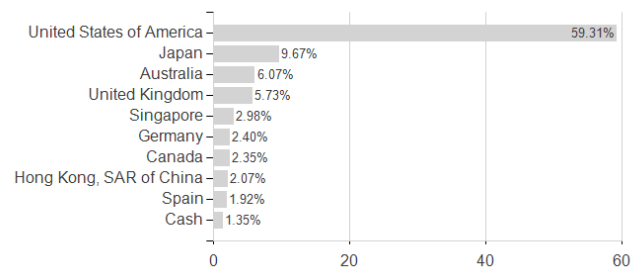
The Fund aims to provide capital growth over the long term. Performance target: To outperform the FTSE EPRA Nareit Developed Index by at least 2% per annum, before the deduction of charges, over any 5 year period. The Fund invests at least 80% of its assets in a portfolio of shares (equities) and equity-related securities of real estate investment trusts (REITs) and companies, which invest in property, in any country.

### Assessment Structure

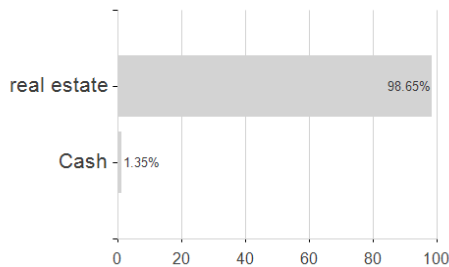
#### Assets



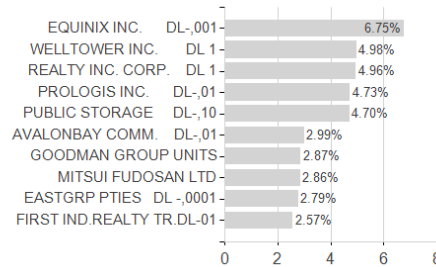
#### Countries



#### Branches



#### Largest positions



#### Currencies

