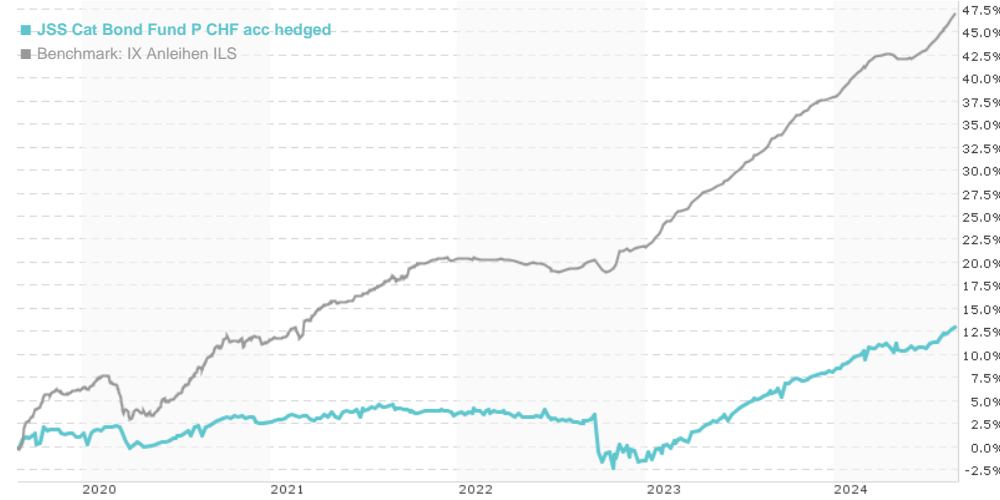


JSS Cat Bond Fund P CHF acc hedged / LU0742414336 / A1J4LG / J.S.Sarasin Fd.M. LU

Last 08/23/2024 <sup>1</sup>	Region	Branch	Type of yield	Type
1212.19 CHF	Worldwide	Insurance Linked Securities	reinvestment	Fixed-Income Fund



Risk key figures

SRI	1	2	3	4	5	6	7
Mountain-View Funds Rating <sup>2</sup>	EDA <sup>3</sup>						
	▲▲▲▲▲▲▲						

Yearly Performance

2023	+9.74%
2022	-4.93%
2021	+0.95%
2020	+1.61%
2019	-0.80%

Master data		Conditions		Other figures	
Fund type	Single fund	Issue surcharge	3.00%	Minimum investment	CHF 125,000.00
Category	Bonds	Planned administr. fee	0.00%	Savings plan	-
Sub category	Insurance Linked Securities	Deposit fees	0.10%	UCITS / OGAW	-
Fund domicile	Luxembourg	Redemption charge	1.00%	Performance fee	0.00%
Tranch volume	(08/23/2024) EUR 1.66 mill.	Ongoing charges	-	Redeployment fee	0.00%
Total volume	(07/31/2024) EUR 28.82 mill.	<b>Dividends</b>		<b>Investment company</b>	
Launch date	3/9/2012	J.S.Sarasin Fd.M. LU			
KESt report funds	Yes	17-21, Boulevard Joseph II, 1840, Luxembourg			
Business year start	29.02.	Luxembourg			
Sustainability type	-	<a href="http://www.jsafrasarasin.lu/internet/lu/">http://www.jsafrasarasin.lu/internet/lu/</a>			
Fund manager	-				

Performance	1M	6M	YTD	1Y	2Y	3Y	5Y	Since start
Performance	+1.01%	+2.67%	+4.42%	+6.84%	+10.11%	+7.94%	+12.68%	+17.87%
Performance p.a.	-	-	-	+6.86%	+4.94%	+2.59%	+2.41%	+1.39%
Sharpe ratio	6.56	0.58	1.20	1.13	0.29	-0.23	-0.31	-0.35
Volatility	1.60%	3.25%	2.95%	2.96%	4.79%	4.10%	3.68%	6.14%
Worst month	-	-0.33%	-0.33%	-0.33%	-3.04%	-3.04%	-3.04%	-7.88%
Best month	-	1.52%	1.52%	1.52%	1.52%	1.52%	1.55%	1.55%
Maximum loss	-0.19%	-0.88%	-0.88%	-0.88%	-5.65%	-6.71%	-6.71%	-

Distribution permission

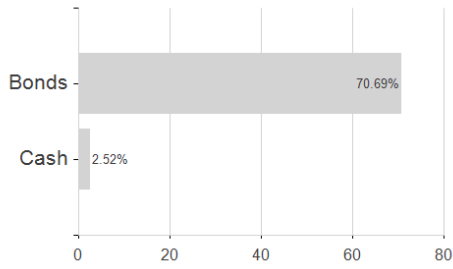
Austria, Luxembourg

1 Important note on update status: The displayed date refers exclusively to the calculation of the NAV.  
 2 The Mountain-View Data Fund Rating calculates a comparative ranking for funds using yield, volatility and trend data. For more information visit [MVD Funds Rating](#)  
 3 Displays the Ethical-Dynamical Ratio calculated according to standard criteria. The maximum value is 100. For more information visit [EDA](#)  
 DISCLAIMER: The information on this page are for informational purposes only and should neither an offer to sell nor a solicitation for the purchase of the security or recommendation in favor of the security to be understood. baha GmbH assumes no liability despite thorough searches for the accuracy of the data.  
 Funds data from: [www.mountain-view.com](http://www.mountain-view.com). Fact Sheet created by: [www.baha.com](http://www.baha.com)  
 Created: 08/28/2024

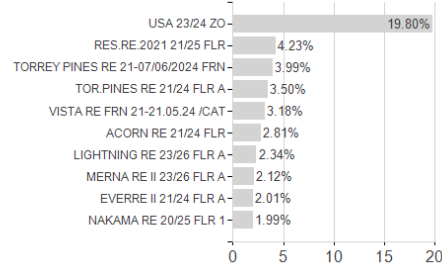
**JSS Cat Bond Fund P CHF acc hedged / LU0742414336 / A1J4LG / J.S.Sarasin Fd.M. LU**

**Assessment Structure**

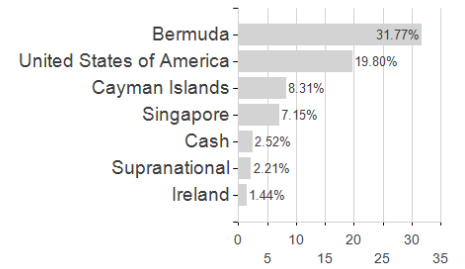
**Assets**



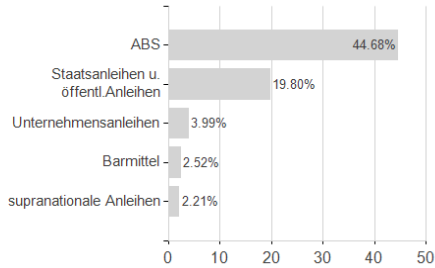
**Largest positions**



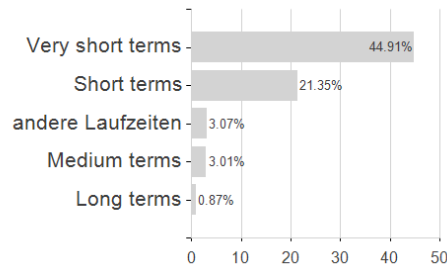
**Countries**



**Issuer**



**Duration**



**Currencies**

