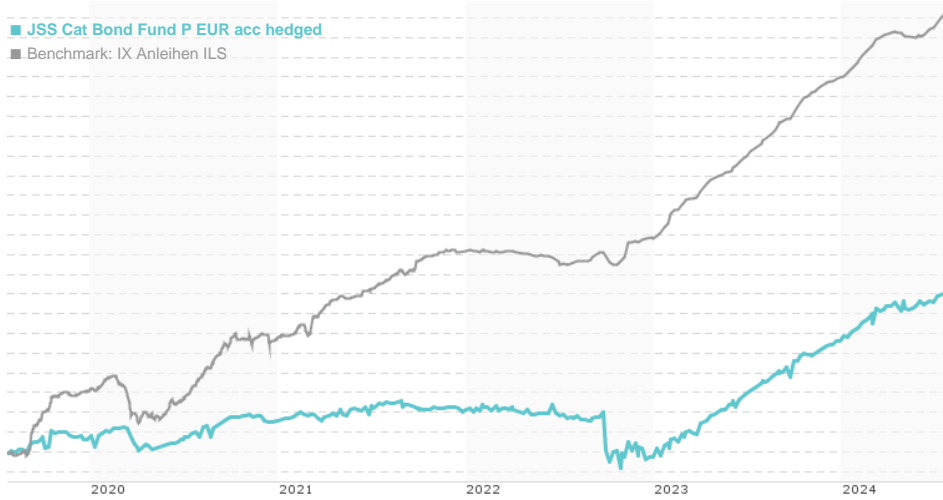


JSS Cat Bond Fund P EUR acc hedged / LU0742414500 / A1J4LH / J.S.Sarasin Fd.M. LU

| | | | | |
|------------------------------|-----------|-----------------------------|---------------|-------------------|
| Last 07/19/2024 ¹ | Region | Branch | Type of yield | Type |
| 1275.03 EUR | Worldwide | Insurance Linked Securities | reinvestment | Fixed-Income Fund |



Risk key figures

| | | | | | | | |
|---|------------------|---|---|---|---|---|---|
| SRI | 1 | 2 | 3 | 4 | 5 | 6 | 7 |
| Mountain-View Funds Rating ² | EDA ³ | | | | | | |
| | ▲▲▲▲▲▲▲ | | | | | | |

Yearly Performance

| | |
|------|---------|
| 2023 | +11.84% |
| 2022 | -4.59% |
| 2021 | +1.09% |
| 2020 | +1.87% |
| 2019 | -0.41% |

| Master data | | Conditions | | Other figures | |
|---------------------|------------------------------|---|-------|---------------------------|----------------|
| Fund type | Single fund | Issue surcharge | 3.00% | Minimum investment | EUR 125,000.00 |
| Category | Bonds | Planned administr. fee | 0.00% | Savings plan | - |
| Sub category | Insurance Linked Securities | Deposit fees | 0.10% | UCITS / OGAW | - |
| Fund domicile | Luxembourg | Redemption charge | 1.00% | Performance fee | 0.00% |
| Tranch volume | (07/19/2024) EUR 0.764 mill. | Ongoing charges | - | Redeployment fee | 0.00% |
| Total volume | (06/28/2024) EUR 29.91 mill. | Dividends | | Investment company | |
| Launch date | 3/9/2012 | J.S.Sarasin Fd.M. LU | | | |
| KESt report funds | Yes | 17-21, Boulevard Joseph II, 1840, Luxembourg | | | |
| Business year start | 29.02. | Luxembourg | | | |
| Sustainability type | - | http://www.jsafrasarasin.lu/internet/lu/ | | | |
| Fund manager | - | | | | |

| Performance | 1M | 6M | YTD | 1Y | 2Y | 3Y | 5Y | Since start |
|------------------|--------|--------|--------|--------|---------|---------|---------|-------------|
| Performance | +0.65% | +3.54% | +4.33% | +8.73% | +12.06% | +10.78% | +15.62% | +23.80% |
| Performance p.a. | - | - | - | +8.75% | +5.88% | +3.48% | +2.94% | +1.83% |
| Sharpe ratio | 2.71 | 1.11 | 1.46 | 1.74 | 0.46 | -0.05 | -0.20 | -0.30 |
| Volatility | 1.90% | 3.19% | 3.10% | 2.93% | 4.78% | 4.10% | 3.75% | 6.17% |
| Worst month | - | -0.19% | -0.19% | -0.19% | -3.05% | -3.05% | -3.05% | -7.96% |
| Best month | - | 1.38% | 1.38% | 1.38% | 1.38% | 1.38% | 1.61% | 1.61% |
| Maximum loss | -0.17% | -0.84% | -0.84% | -0.85% | -5.56% | -6.56% | -6.56% | - |

Distribution permission

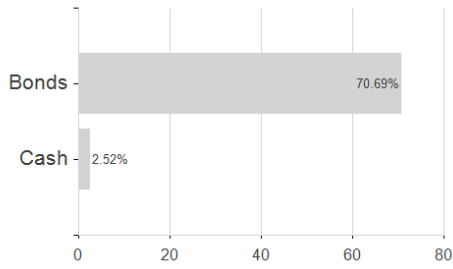
Austria

1 Important note on update status: The displayed date refers exclusively to the calculation of the NAV.
 2 The Mountain-View Data Fund Rating calculates a comparative ranking for funds using yield, volatility and trend data. For more information visit [MVD Funds Rating](#)
 3 Displays the Ethical-Dynamical Ratio calculated according to standard criteria. The maximum value is 100. For more information visit [EDA](#)

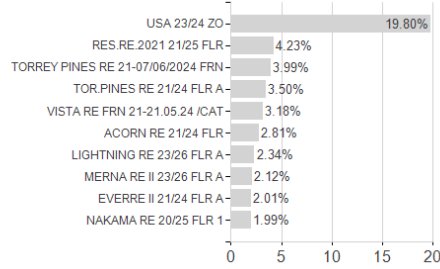
JSS Cat Bond Fund P EUR acc hedged / LU0742414500 / A1J4LH / J.S.Sarasin Fd.M. LU

Assessment Structure

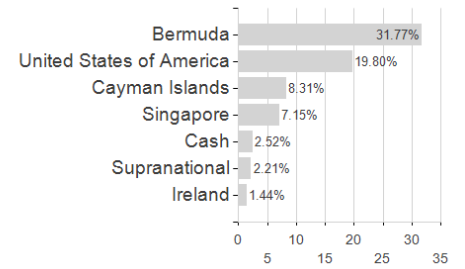
Assets



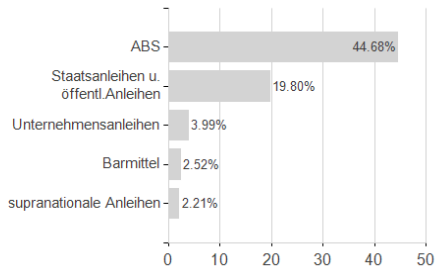
Largest positions



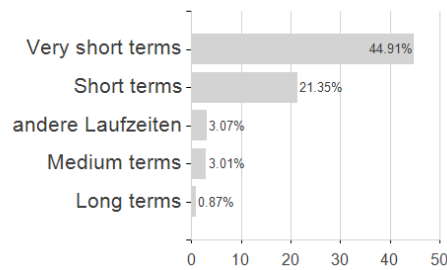
Countries



Issuer



Duration



Currencies

