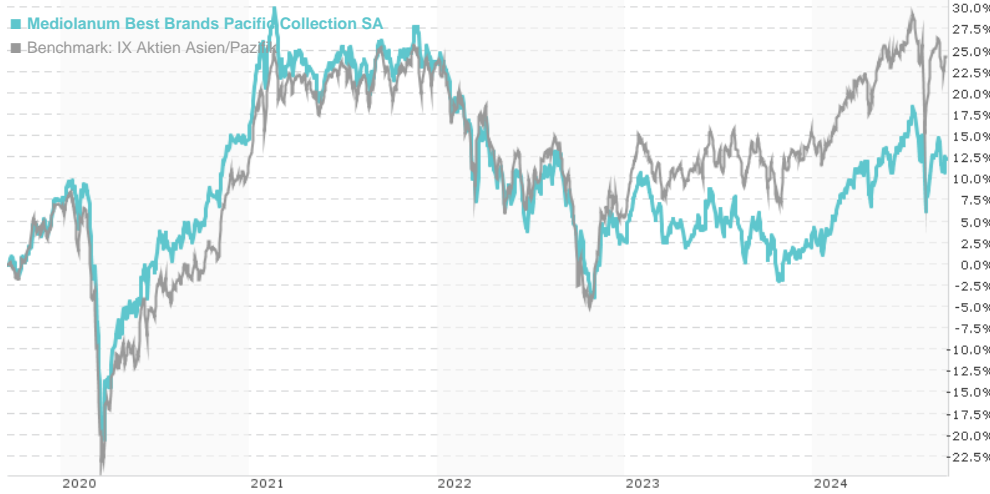


Mediolanum Best Brands Pacific Collection SA / IE0009624127 / 804232 / Mediolanum Int. Fds.

Last 09/17/2024 <sup>1</sup>	Region	Branch	Type of yield	Type
12.17 EUR	Asia/Pacific	Mixed Sectors	reinvestment	Equity Fund



Risk key figures

SRI: 1 2 3 4 5 6 7

Mountain-View Funds Rating<sup>2</sup> EDA<sup>3</sup>



Yearly Performance

2023	+0.81%
2022	-17.02%
2021	+6.38%
2020	+8.19%
2019	+22.69%

Master data		Conditions		Other figures	
Fund type	Single fund	Issue surcharge	3.00%	Minimum investment	EUR 5,000.00
Category	Equity	Planned administr. fee	0.00%	Savings plan	Yes
Sub category	Mixed Sectors	Deposit fees	0.00%	UCITS / OGAW	Yes
Fund domicile	Ireland	Redemption charge	0.00%	Performance fee	20.00%
Tranch volume	-	Ongoing charges	-	Redeployment fee	0.00%
Total volume	(09/17/2024) EUR 225.70 mill.	Dividends		Investment company	
Launch date	2/1/2001	Mediolanum Int. Fds. Georges's Dock, 4th floor, D01 P2V6, Dublin 1 Ireland <a href="http://www.mifl.ie">http://www.mifl.ie</a>			
KESt report funds	No				
Business year start	01.01.				
Sustainability type	-				
Fund manager	Mediolanum Asset Management Limited				

Performance	1M	6M	YTD	1Y	2Y	3Y	5Y	Since start
Performance	-0.38%	+3.03%	+8.55%	+5.91%	+6.07%	-10.26%	+11.71%	+19.83%
Performance p.a.	-	-	-	+5.91%	+3.00%	-3.54%	+2.24%	+1.03%
Sharpe ratio	-0.61	0.20	0.73	0.22	-0.04	-0.62	-0.10	-0.17
Volatility	13.27%	13.27%	11.98%	11.39%	10.98%	11.35%	12.33%	14.49%
Worst month	-	-2.02%	-2.02%	-4.18%	-8.26%	-8.26%	-14.62%	-14.62%
Best month	-	3.77%	3.88%	3.88%	7.89%	7.89%	9.77%	12.46%
Maximum loss	-3.65%	-10.28%	-10.28%	-10.28%	-11.48%	-25.16%	-27.65%	-

Distribution permission

Germany, Czech Republic

<sup>1</sup> Important note on update status: The displayed date refers exclusively to the calculation of the NAV.

<sup>2</sup> The Mountain-View Data Fund Rating calculates a comparative ranking for funds using yield, volatility and trend data. For more information visit [MVD Funds Rating](#)

<sup>3</sup> Displays the Ethical-Dynamical Ratio calculated according to standard criteria. The maximum value is 100. For more information visit [EDA](#)

DISCLAIMER: The information on this page are for informational purposes only and should neither an offer to sell nor a solicitation for the purchase of the security or recommendation in favor of the security to be understood. baha GmbH assumes no liability despite thorough searches for the accuracy of the data.

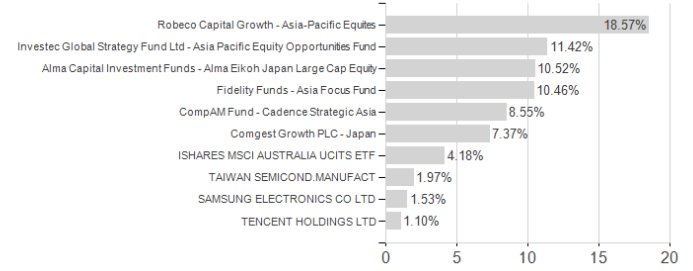
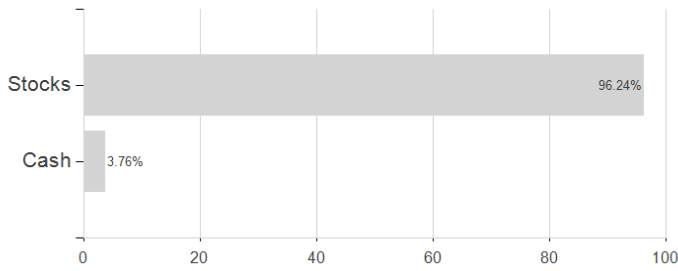
Funds data from: [www.mountain-view.com](http://www.mountain-view.com). Fact Sheet created by: [www.baha.com](http://www.baha.com)

**Mediolanum Best Brands Pacific Collection SA / IE0009624127 / 804232 / Mediolanum Int. Fds.**

Assessment Structure

Assets

Largest positions



Countries

Branches

Currencies

