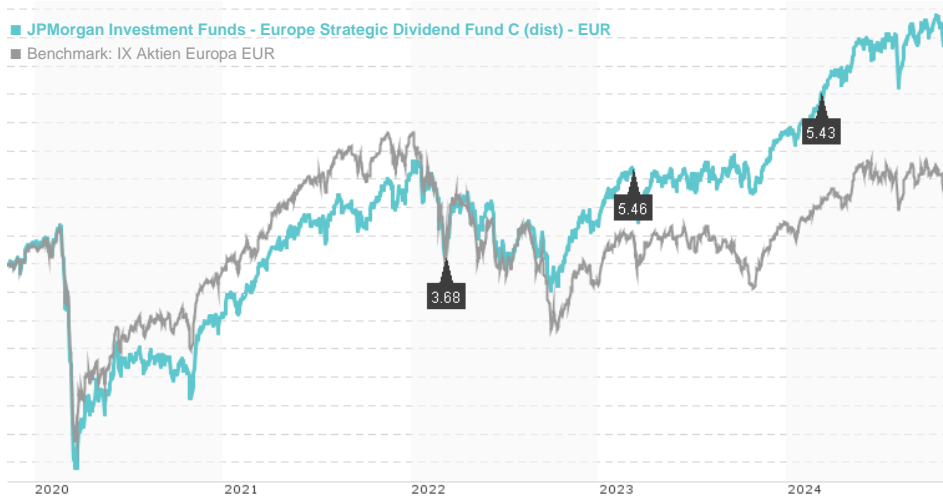


JPMorgan Investment Funds - Europe Strategic Dividend Fund C (dist) - EUR / LU0821049177 / A1J327 / JPMorgan

Last 11/07/2024 ¹	Region	Branch	Type of yield	Type
168.83 EUR	Europe	Mixed Sectors	paying dividend	Equity Fund



Risk key figures

SRI	1	2	3	4	5	6	7
Mountain-View Funds Rating ²	EDA ³						
	75						

Yearly Performance

2023	+15.48%
2022	-7.94%
2021	+27.85%
2020	-12.29%
2019	+20.94%

Master data		Conditions		Other figures	
Fund type	Single fund	Issue surcharge	0.00%	Minimum investment	USD 10,000,000.00
Category	Equity	Planned administr. fee	0.00%	Savings plan	-
Sub category	Mixed Sectors	Deposit fees	0.00%	UCITS / OGAW	Yes
Fund domicile	Luxembourg	Redemption charge	0.00%	Performance fee	0.00%
Tranch volume	(11/07/2024) EUR 22.05 mill.	Ongoing charges	-	Redeployment fee	0.00%
Total volume	(11/07/2024) EUR 527.70 mill.	Dividends		Investment company	
Launch date	9/26/2012	08.03.2024	5.43 EUR	JPMorgan AM (EU)	
KESt report funds	Yes	08.03.2023	5.46 EUR	PO Box 275, 2012, Luxembourg	
Business year start	01.01.	08.03.2022	3.68 EUR	Luxembourg	
Sustainability type	-	09.03.2021	2.62 EUR	https://www.jpmorganassetmanagement.de	
Fund manager	Michael Barakos, Thomas Buckingham, Mayur Patel	10.03.2020	4.77 EUR		

Performance	1M	6M	YTD	1Y	2Y	3Y	5Y	Since start
Performance	-0.50%	+3.27%	+14.09%	+23.13%	+34.87%	+23.69%	+40.56%	+146.74%
Performance p.a.	-	-	-	+23.06%	+16.11%	+7.35%	+7.04%	+7.73%
Sharpe ratio	-0.90	0.31	1.30	1.99	1.20	0.32	0.23	0.31
Volatility	9.78%	11.54%	10.60%	10.09%	10.89%	13.52%	17.03%	14.95%
Worst month	-	-2.38%	-2.38%	-2.38%	-3.78%	-8.87%	-21.07%	-21.07%
Best month	-	3.64%	4.83%	5.73%	5.99%	6.69%	17.43%	17.43%
Maximum loss	-3.79%	-6.77%	-6.77%	-6.77%	-8.32%	-19.43%	-40.26%	-

Distribution permission

Austria, Germany, Switzerland, United Kingdom, Czech Republic

1 Important note on update status: The displayed date refers exclusively to the calculation of the NAV.

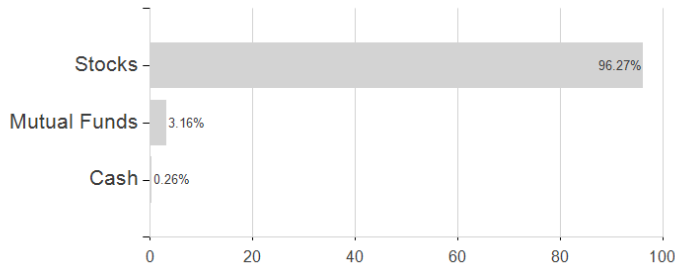
2 The Mountain-View Data Fund Rating calculates a comparative ranking for funds using yield, volatility and trend data. For more information visit [MVD Funds Rating](#)

3 Displays the Ethical-Dynamical Ratio calculated according to standard criteria. The maximum value is 100. For more information visit [EDA](#)

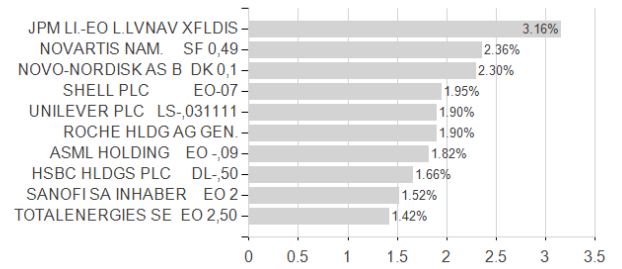
JPMorgan Investment Funds - Europe Strategic Dividend Fund C (dist) - EUR / LU0821049177 / A1J327 / JPMorgan

Assessment Structure

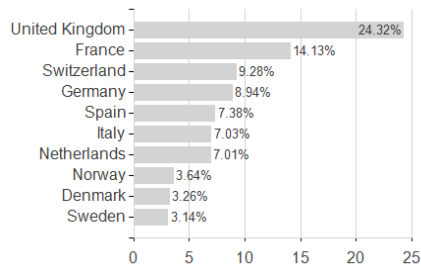
Assets



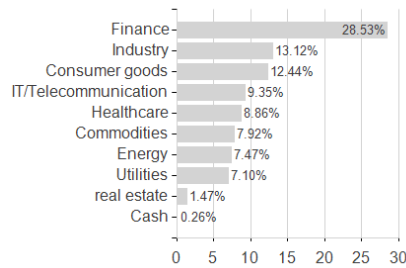
Largest positions



Countries



Branches



Currencies

