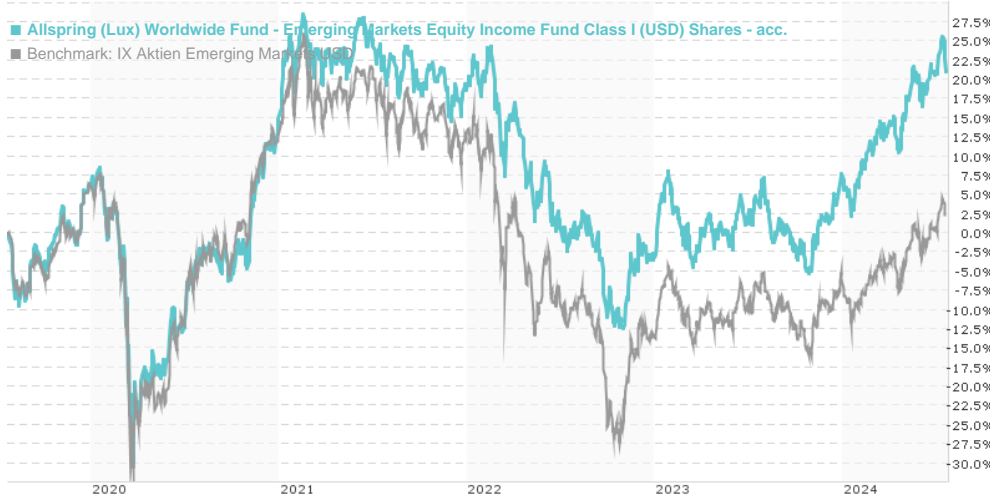


Allspring (Lux) Worldwide Fund - Emerging Markets Equity Income Fund Class I (USD) Shares - acc. / LU0791591158

Last 07/19/2024 ¹	Region	Branch	Type of yield	Type
163.85 USD	Emerging Markets	Mixed Sectors	reinvestment	Equity Fund



Risk key figures

SRI	1	2	3	4	5	6	7	
Mountain-View Funds Rating ²							EDA ³	78

Yearly Performance

2023	+11.09%
2022	-18.69%
2021	+3.34%
2020	+8.40%
2019	+17.05%

Master data		Conditions		Other figures	
-------------	--	------------	--	---------------	--

Fund type	Single fund	Issue surcharge	0.00%	Minimum investment	USD 1,000,000.00
Category	Equity	Planned administr. fee	0.00%	Savings plan	-
Sub category	Mixed Sectors	Deposit fees	2.00%	UCITS / OGAW	Yes
Fund domicile	Luxembourg	Redemption charge	0.00%	Performance fee	0.00%
Tranch volume	(07/19/2024) USD 52.94 mill.	Ongoing charges	-	Redeployment fee	0.00%
Total volume	(07/19/2024) USD 102.81 mill.	Dividends		Investment company	
Launch date	6/29/2012	Allspring GI.Inv.			
KESt report funds	Yes	33, rue de Gasperich, 5826, Luxembourg			
Business year start	01.04.	Luxembourg			
Sustainability type	-	www.allspringglobal.com			
Fund manager	Alison Shimada, Elaine Tse				

Performance	1M	6M	YTD	1Y	2Y	3Y	5Y	Since start
Performance	-0.77%	+16.15%	+12.45%	+16.25%	+21.07%	-0.18%	+21.19%	+63.85%
Performance p.a.	-	-	-	+16.20%	+10.02%	-0.06%	+3.91%	+4.18%
Sharpe ratio	-1.25	2.59	1.66	1.00	0.46	-0.26	0.01	0.03
Volatility	10.35%	12.08%	12.24%	12.53%	13.82%	14.56%	17.93%	14.83%
Worst month	-	-1.61%	-1.61%	-6.40%	-10.68%	-10.68%	-17.93%	-17.93%
Best month	-	4.83%	5.05%	7.78%	13.87%	13.87%	13.87%	13.87%
Maximum loss	-3.61%	-4.17%	-4.38%	-11.68%	-14.85%	-29.62%	-35.31%	-

Distribution permission

Austria, Germany, Switzerland

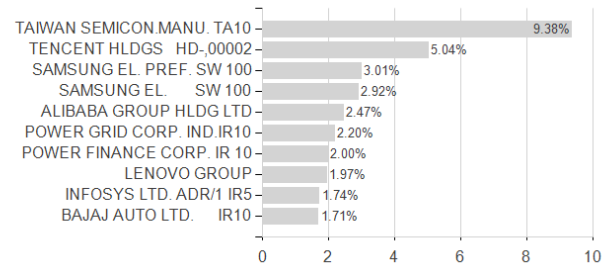
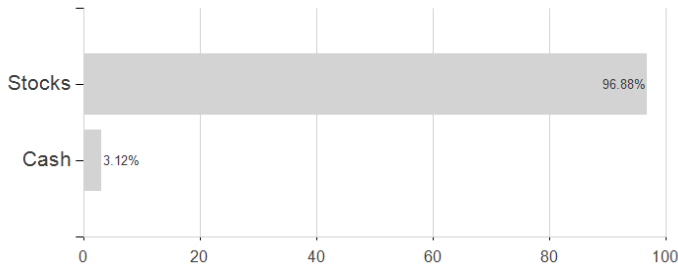
¹ Important note on update status: The displayed date refers exclusively to the calculation of the NAV.
² The Mountain-View Data Fund Rating calculates a comparative ranking for funds using yield, volatility and trend data. For more information visit [MVD Funds Rating](#)
³ Displays the Ethical-Dynamical Ratio calculated according to standard criteria. The maximum value is 100. For more information visit [EDA](#)

Allspring (Lux) Worldwide Fund - Emerging Markets Equity Income Fund Class I (USD) Shares - acc. / LU0791591158

Assessment Structure

Assets

Largest positions



Countries

Branches

Currencies

