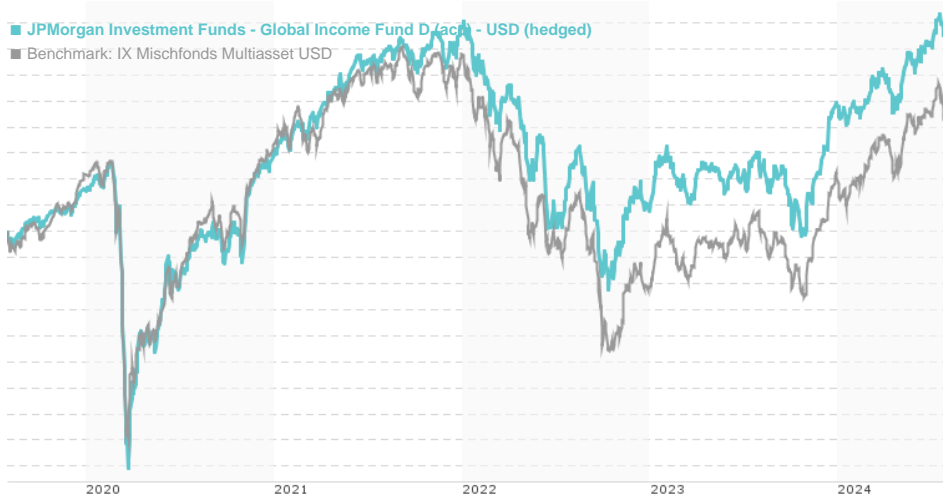


JPMorgan Investment Funds - Global Income Fund D (acc) - USD (hedged) / LU0762814597 / A1JV57 / JPMorgan AM

Last 07/31/2024 ¹	Region	Branch	Type of yield	Type
218.58 USD	Worldwide	Multi-asset	reinvestment	Mixed Fund



Risk key figures

SRI	1	2	3	4	5	6	7	
Mountain-View Funds Rating ²							EDA ³	68

Yearly Performance

2023	+8.02%
2022	-12.19%
2021	+9.22%
2020	+2.70%
2019	+13.61%

Master data		Conditions		Other figures	
Fund type	Single fund	Issue surcharge	5.00%	Minimum investment	USD 5,000.00
Category	Mixed Fund	Planned administr. fee	0.00%	Savings plan	-
Sub category	Multi-asset	Deposit fees	0.00%	UCITS / OGAW	Yes
Fund domicile	Luxembourg	Redemption charge	0.50%	Performance fee	0.00%
Tranch volume	(07/31/2024) EUR 85.26 mill.	Ongoing charges	-	Redeployment fee	0.00%
Total volume	(07/31/2024) EUR 17,407.74 mill.	Dividends		Investment company	
Launch date	5/30/2012	JPMorgan AM (EU)			
KESr report funds	No	PO Box 275, 2012, Luxembourg			
Business year start	01.01.	Luxembourg			
Sustainability type	-	https://www.jpmorganassetmanagement.de			
Fund manager	Michael Schoenhaut, Eric Bernbaum, Gary Herbert				

Performance	1M	6M	YTD	1Y	2Y	3Y	5Y	Since start
Performance	+1.61%	+5.61%	+5.81%	+9.51%	+10.44%	+2.01%	+15.96%	+76.02%
Performance p.a.	-	-	-	+9.49%	+5.09%	+0.67%	+3.00%	+4.75%
Sharpe ratio	3.76	1.47	1.25	0.96	0.23	-0.43	-0.08	0.18
Volatility	4.75%	5.41%	5.33%	6.13%	6.51%	6.93%	7.43%	6.26%
Worst month	-	-1.83%	-1.83%	-2.67%	-5.92%	-6.55%	-11.49%	-11.49%
Best month	-	2.07%	4.19%	5.22%	5.22%	5.22%	6.81%	6.81%
Maximum loss	-1.34%	-2.99%	-2.99%	-5.99%	-10.33%	-17.78%	-22.26%	-

Distribution permission

Austria, Germany, Switzerland, United Kingdom

¹ Important note on update status: The displayed date refers exclusively to the calculation of the NAV.
² The Mountain-View Data Fund Rating calculates a comparative ranking for funds using yield, volatility and trend data. For more information visit [MVD Funds Rating](#)
 DISCLAIMER: The information on this page are for informational purposes only and should neither an offer to sell nor a solicitation for the purchase of the security or recommendation in favor of the security to be understood. baha GmbH assumes no liability despite thorough searches for the accuracy of the data.
 Funds data from: www.mountain-view.com. Fact Sheet created by: www.baha.com
 Created: 08/01/2024

JPMorgan Investment Funds - Global Income Fund D (acc) - USD (hedged) / LU0762814597 / A1JV57 / JPMorgan AM

Investment strategy

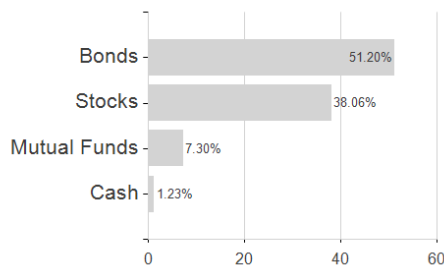
The Sub-Fund is actively managed. Though the majority of its holdings (excluding derivatives) are likely to be components of the benchmark, the Investment Manager has broad discretion to deviate from its securities, weightings and risk characteristics. The degree to which the Sub-Fund may resemble the composition and risk characteristics of the benchmark will vary over time and its performance may be meaningfully different. Primarily invests in debt securities (including MBS/ABS), equities and real estate investment trusts (REITs) from issuers anywhere in the world, including emerging markets. The Sub-Fund is expected to invest between 0% and 25% of its assets in MBS/ABS of any credit quality. MBS which may be agency (issued by quasi US government agencies) and non-agency (issued by private institutions) refers to debt securities that are backed by mortgages, including residential and commercial mortgages, and ABS refers to those that are backed by other types of assets such as credit card debt, car loans, consumer loans and equipment leases. The Sub-Fund may invest in below investment grade and unrated securities.

Investment goal

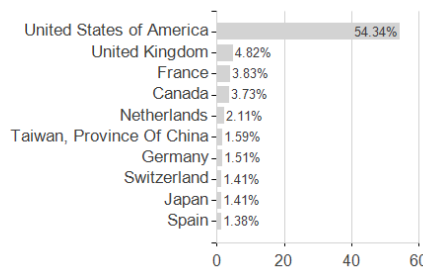
To provide regular income by investing primarily in a portfolio of income generating securities, globally, and through the use of derivatives.

Assessment Structure

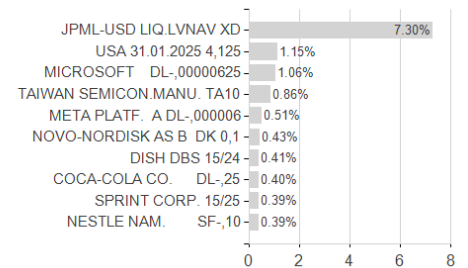
Assets



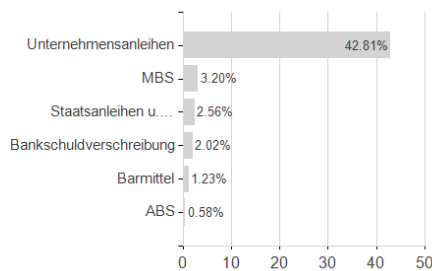
Countries



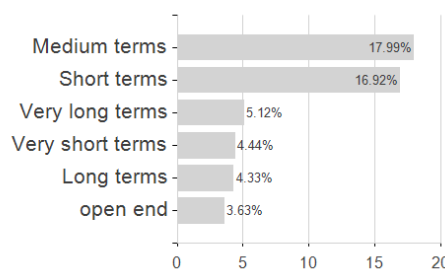
Largest positions



Issuer



Duration



Currencies

