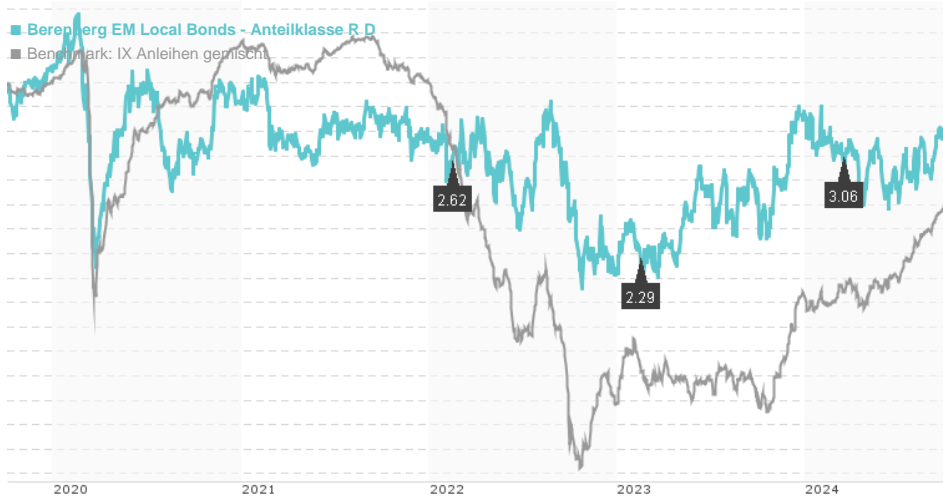


Berenberg EM Local Bonds - Anteilklasse R D / DE000A1JUU12 / A1JUU1 / Universal-Investment

Last 10/01/2024 ¹	Region	Branch	Type of yield	Type
83.10 EUR	Worldwide	Bonds: Mixed	paying dividend	Fixed-Income Fund



Risk key figures

SRI	1	2	3	4	5	6	7	
Mountain-View Funds Rating ²							EDA ³	74

Yearly Performance

2023	+7.25%
2022	-5.74%
2021	-1.38%
2020	-1.33%
2019	+10.82%

Master data		Conditions		Other figures	
Fund type	Single fund	Issue surcharge	5.00%	Minimum investment	UNT 0
Category	Bonds	Planned administr. fee	0.00%	Savings plan	Yes
Sub category	Bonds: Mixed	Deposit fees	0.05%	UCITS / OGAW	Yes
Fund domicile	Germany	Redemption charge	0.00%	Performance fee	0.00%
Tranch volume	(10/01/2024) EUR 10.35 mill.	Ongoing charges	-	Redeployment fee	0.00%
Total volume	(10/01/2024) EUR 107.87 mill.	Dividends		Investment company	
Launch date	5/11/2012	15.03.2024	3.06 EUR	Universal-Investment	
KESt report funds	Yes	15.02.2023	2.29 EUR	Theodor-Heuss-Allee 70, 60486, Frankfurt am Main	
Business year start	01.01.	15.02.2022	2.62 EUR	Germany	
Sustainability type	-	15.02.2021	2.64 EUR	https://www.universal-investment.com	
Fund manager	Wei Lon Sung	17.02.2020	3.65 EUR		

Performance	1M	6M	YTD	1Y	2Y	3Y	5Y	Since start
Performance	+2.18%	+0.84%	-0.66%	+2.90%	+3.75%	-0.51%	-1.39%	+13.63%
Performance p.a.	-	-	-	+2.90%	+1.86%	-0.17%	-0.28%	+1.04%
Sharpe ratio	8.50	-0.28	-0.72	-0.06	-0.24	-0.57	-0.61	-0.37
Volatility	3.28%	5.77%	5.74%	5.84%	5.95%	6.10%	5.82%	6.03%
Worst month	-	-2.00%	-2.00%	-2.00%	-2.57%	-3.16%	-5.12%	-5.54%
Best month	-	1.89%	2.31%	2.31%	2.31%	3.22%	3.54%	6.37%
Maximum loss	-0.46%	-2.95%	-4.22%	-4.25%	-4.25%	-7.69%	-10.88%	-

Distribution permission

Germany, Czech Republic

¹ Important note on update status: The displayed date refers exclusively to the calculation of the NAV.

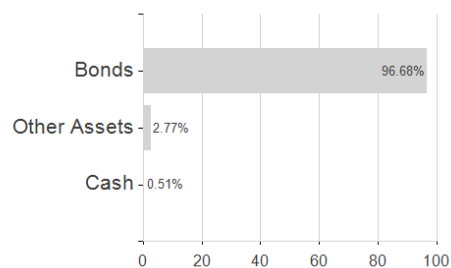
² The Mountain-View Data Fund Rating calculates a comparative ranking for funds using yield, volatility and trend data. For more information visit [MVD Funds Rating](#)

³ Displays the Ethical-Dynamical Ratio calculated according to standard criteria. The maximum value is 100. For more information visit [EDA](#)

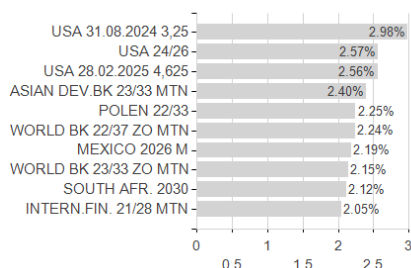
Berenberg EM Local Bonds - Anteilklasse R D / DE000A1JUU12 / A1JUU1 / Universal-Investment

Assessment Structure

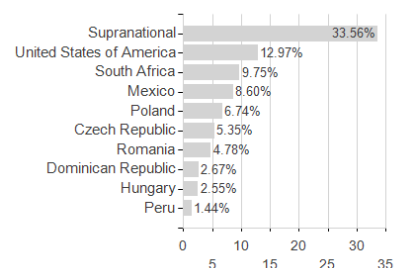
Assets



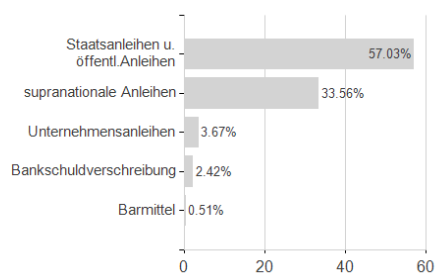
Largest positions



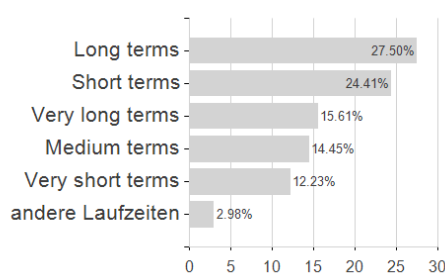
Countries



Issuer



Duration



Currencies

