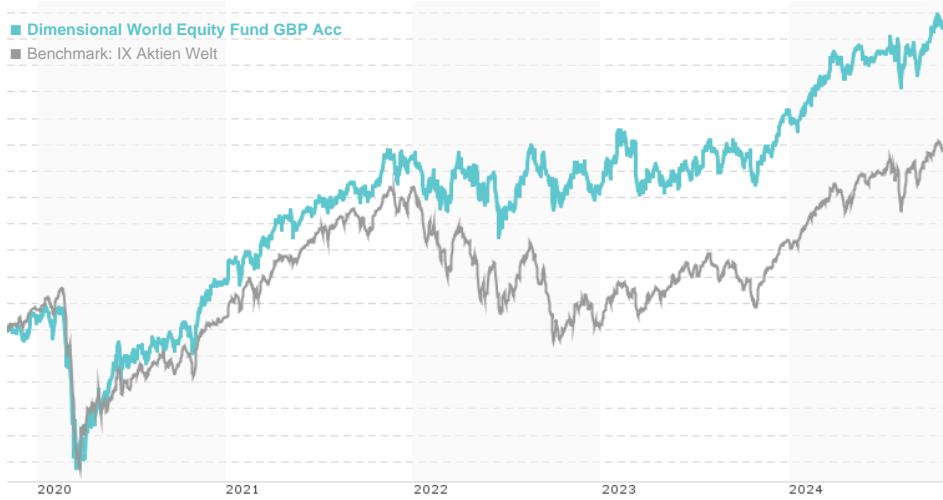


Dimensional World Equity Fund GBP Acc / IE00B3Z8MM50 / A1JUY2 / Dimensional Ireland

Last 11/01/2024 ¹	Region	Branch	Type of yield	Type
39.19 GBP	Worldwide	Mixed Sectors	reinvestment	Equity Fund



Risk key figures

SRI	1	2	3	4	5	6	7
Mountain-View Funds Rating ²	EDA ³						
	68						

Yearly Performance

2023	+11.48%
2022	-4.32%
2021	+21.57%
2020	+7.49%
2019	+19.34%

Master data		Conditions		Other figures	
Fund type	Single fund	Issue surcharge	0.00%	Minimum investment	GBP 100,000.00
Category	Equity	Planned administr. fee	0.00%	Savings plan	-
Sub category	Mixed Sectors	Deposit fees	0.01%	UCITS / OGAW	Yes
Fund domicile	Ireland	Redemption charge	0.00%	Performance fee	0.00%
Tranch volume	-	Ongoing charges	-	Redeployment fee	0.00%
Total volume	(10/31/2024) GBP 3,322.13 mill.	Dividends		Investment company	
Launch date	9/9/2011	Dimensional Ireland			
KESr report funds	No	Ireland			
Business year start	01.12.	https://www.dimensional.com			
Sustainability type	-				
Fund manager	-				

Performance	1M	6M	YTD	1Y	2Y	3Y	5Y	Since start
Performance	+1.08%	+4.70%	+10.86%	+20.47%	+21.75%	+20.36%	+58.41%	+291.90%
Performance p.a.	-	-	-	+20.41%	+10.32%	+6.37%	+9.63%	+10.94%
Sharpe ratio	1.28	0.63	1.01	1.78	0.65	0.26	0.37	0.54
Volatility	8.21%	10.44%	10.03%	9.76%	11.14%	12.98%	17.56%	14.68%
Worst month	-	-0.49%	-2.75%	-2.75%	-4.29%	-5.94%	-15.41%	-15.41%
Best month	-	2.10%	5.05%	5.05%	5.61%	6.53%	10.25%	10.25%
Maximum loss	-2.10%	-6.19%	-6.19%	-6.19%	-8.89%	-12.38%	-29.51%	-

Distribution permission

Germany, Switzerland, United Kingdom

¹ Important note on update status: The displayed date refers exclusively to the calculation of the NAV.

² The Mountain-View Data Fund Rating calculates a comparative ranking for funds using yield, volatility and trend data. For more information visit [MVD Funds Rating](#)

DISCLAIMER: The information on this page are for informational purposes only and should neither an offer to sell nor a solicitation for the purchase of the security or recommendation in favor of the security to be understood. baha GmbH assumes no liability despite thorough searches for the accuracy of the data.

Funds data from: www.mountain-view.com. Fact Sheet created by: www.baha.com

Dimensional World Equity Fund GBP Acc / IE00B3Z8MM50 / A1JUY2 / Dimensional Ireland

Investment strategy

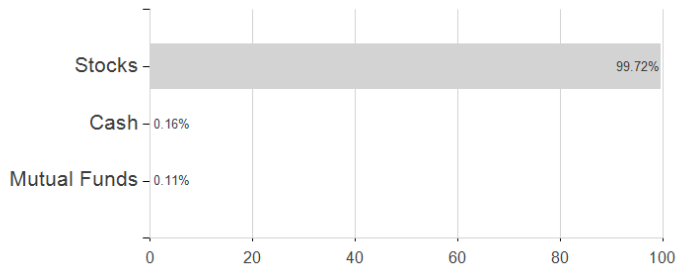
The Fund generally has a greater allocation to shares of smaller sized companies and value companies as compared to their representation in the general equity market universe. Value companies are those where, at the time of purchase, the Investment Manager believes that the share price is low compared to the accounting value of the company. The Fund may invest up to 20% of its net assets in emerging markets countries.

Investment goal

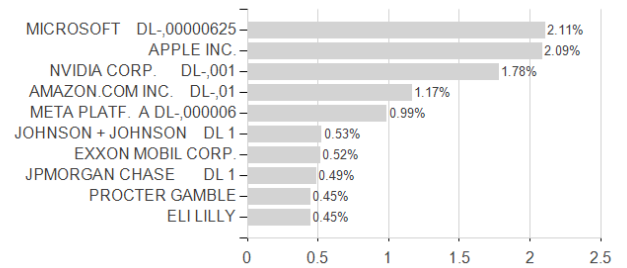
The aim is to increase the value of your investment over the long term and to earn income within the Fund. The Fund is actively managed which means that the Investment Manager is actively making investment decisions for the Fund. The Fund is not managed in reference to a benchmark. The Fund primarily invests in shares of companies traded in developed and/or emerging markets.

Assessment Structure

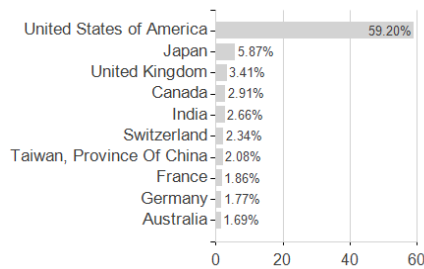
Assets



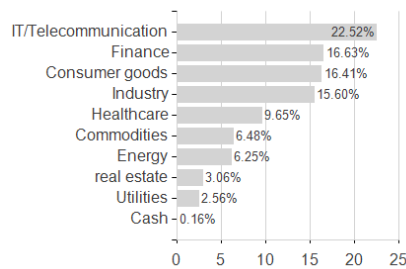
Largest positions



Countries



Branches



Currencies

