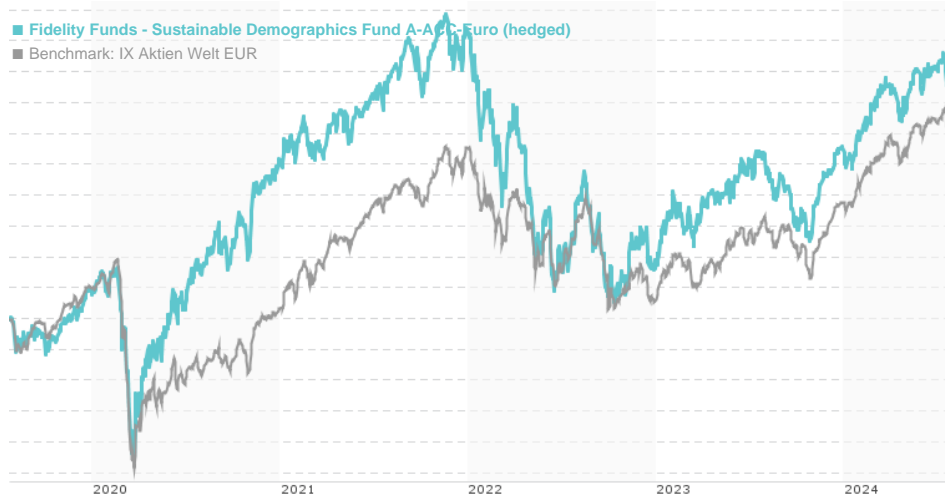


Fidelity Funds - Sustainable Demographics Fund A-ACC-Euro (hedged) / LU0528228074 / A1JUFR / FIL IM (LU)

Last 07/23/2024 <sup>1</sup>	Region	Branch	Type of yield	Type
29.46 EUR	Worldwide	Mixed Sectors	reinvestment	Equity Fund



Risk key figures

SRI 1 2 3 4 5 6 7

Mountain-View Funds Rating<sup>2</sup> EDA<sup>3</sup>  
 80

Yearly Performance

2023	+18.07%
2022	-26.08%
2021	+16.77%
2020	+20.54%
2019	+23.58%

Master data		Conditions		Other figures	
Fund type	Single fund	Issue surcharge	5.25%	Minimum investment	USD 2,500.00
Category	Equity	Planned administr. fee	0.00%	Savings plan	-
Sub category	Mixed Sectors	Deposit fees	0.35%	UCITS / OGAW	Yes
Fund domicile	Luxembourg	Redemption charge	0.00%	Performance fee	0.00%
Tranch volume	(07/23/2024) USD 156.53 mill.	Ongoing charges	-	Redeployment fee	0.00%
Total volume	(06/28/2024) USD 1,118.96 mill.	<b>Dividends</b>		<b>Investment company</b>	
Launch date	4/12/2012	FIL IM (LU)			
KEST report funds	Yes	Kärntner Straße 9, Top 8, 1010, Wien			
Business year start	01.05.	Austria			
Sustainability type	Ethics/ecology	https://www.fidelity.at			
Fund manager	Aneta Wynimko, Alex Gold, Oliver Hextall				

Performance	1M	6M	YTD	1Y	2Y	3Y	5Y	Since start
Performance	-0.97%	+10.25%	+9.19%	+10.42%	+22.75%	+0.89%	+39.69%	+194.60%
Performance p.a.	-	-	-	+10.42%	+10.81%	+0.30%	+6.91%	+9.19%
Sharpe ratio	-1.62	1.68	1.26	0.61	0.48	-0.20	0.18	0.39
Volatility	9.45%	10.65%	10.64%	11.14%	14.72%	16.90%	17.72%	14.19%
Worst month	-	-2.43%	-2.43%	-5.42%	-7.77%	-9.07%	-9.07%	-9.07%
Best month	-	3.59%	3.77%	7.88%	9.23%	9.23%	10.71%	10.71%
Maximum loss	-3.74%	-5.04%	-5.04%	-11.41%	-17.05%	-31.18%	-31.18%	-

Distribution permission

Austria, Germany, Switzerland, United Kingdom

<sup>1</sup> Important note on update status: The displayed date refers exclusively to the calculation of the NAV.

<sup>2</sup> The Mountain-View Data Fund Rating calculates a comparative ranking for funds using yield, volatility and trend data. For more information visit [MVD Funds Rating](#)

DISCLAIMER: The information on this page are for informational purposes only and should neither an offer to sell nor a solicitation for the purchase of the security or recommendation in favor of the security to be understood. baha GmbH assumes no liability despite thorough searches for the accuracy of the data.

Funds data from: www.mountain-view.com. Fact Sheet created by: www.baha.com

## Fidelity Funds - Sustainable Demographics Fund A-ACC-Euro (hedged) / LU0528228074 / A1JUFR / FIL IM (LU)

3 Displays the Ethical-Dynamical Ratio calculated according to standard criteria. The maximum value is 100. For more information visit [EDA](#)

### Investment strategy

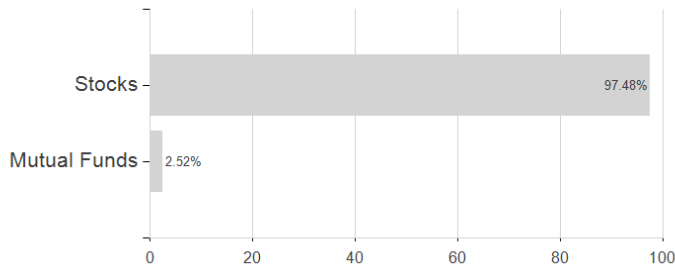
The fund invests at least 70% of its assets in equities of companies from anywhere in the world. The fund aims to invest in companies that are able to benefit from demographics changes. Investments will include, but are not limited to, health care and consumer industries companies that stand to benefit from the effects of rising life expectancy, expanding middle class and population growth. The fund may also invest in money market instruments on an ancillary basis. In actively managing the fund, the Investment Manager considers growth and valuation metrics, company financials, return on capital, cash flows and other measures, as well as company management, industry economic conditions, and other factors.

### Investment goal

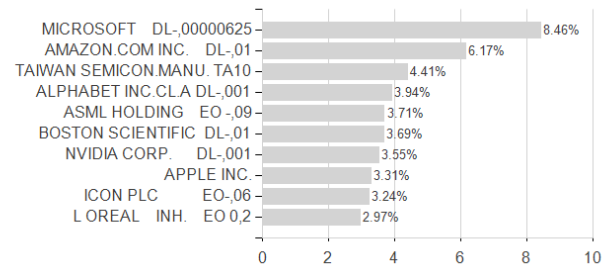
The fund aims to achieve capital growth over the long term.

### Assessment Structure

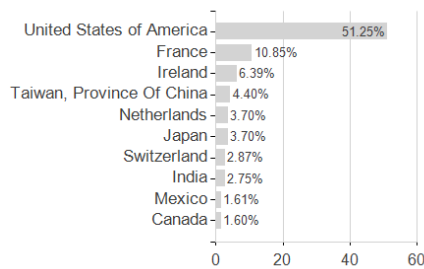
#### Assets



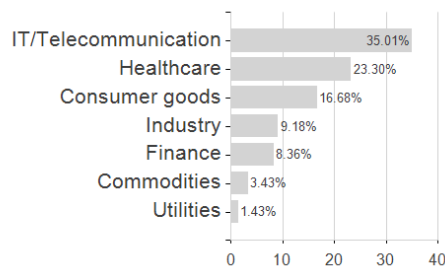
#### Largest positions



#### Countries



#### Branches



#### Currencies

