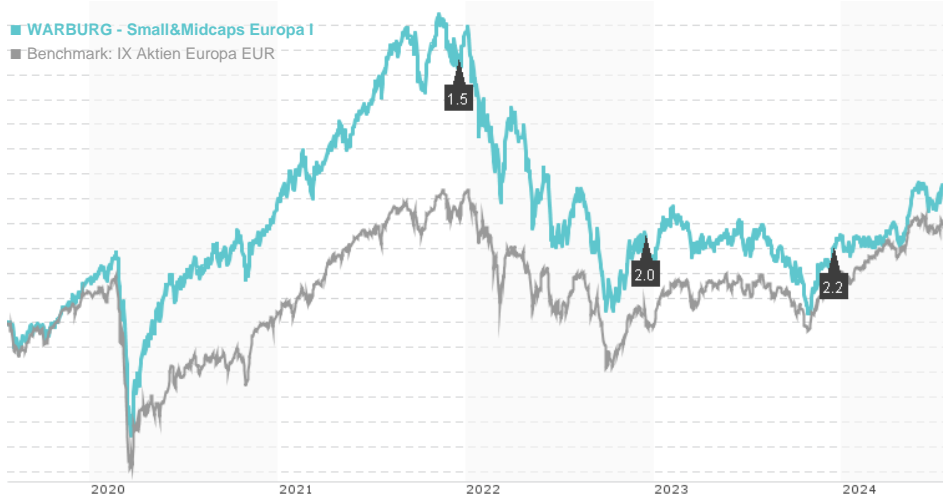


WARBURG - Small&Midcaps Europa I / DE000A0MS7S6 / A0MS7S / WARBURG INVEST KAG

Last 07/23/2024 ¹	Region	Branch	Type of yield	Type
114.38 EUR	Europe	Mixed Sectors	paying dividend	Equity Fund



Risk key figures

SRI	1	2	3	4	5	6	7
Mountain-View Funds Rating ²	EDA ³						
	87						

Yearly Performance

2023	+3.76%
2022	-28.31%
2021	+26.67%
2020	+14.79%
2019	+31.43%

Master data		Conditions		Other figures	
Fund type	Single fund	Issue surcharge	0.00%	Minimum investment	EUR 500,000.00
Category	Equity	Planned administr. fee	0.00%	Savings plan	-
Sub category	Mixed Sectors	Deposit fees	0.10%	UCITS / OGAW	Yes
Fund domicile	Germany	Redemption charge	0.00%	Performance fee	15.00%
Tranch volume	(07/23/2024) EUR 3.97 mill.	Ongoing charges	-	Redeployment fee	0.00%
Total volume	(06/30/2023) EUR 14.81 mill.	Dividends		Investment company	
Launch date	3/30/2012	15.12.2023	2.20 EUR	WARBURG INVEST KAG	
KESt report funds	Yes	15.12.2022	2.00 EUR	Ferdinandstraße 75, 20095, Hamburg	
Business year start	01.12.	16.12.2021	1.50 EUR	Germany	
Sustainability type	-	17.12.2020	0.06 EUR	https://www.warburg-fonds.com	
Fund manager	WARBURG INVEST KAG	17.02.2020	0.51 EUR		

Performance	1M	6M	YTD	1Y	2Y	3Y	5Y	Since start
Performance	+1.93%	+9.21%	+7.31%	+7.19%	+3.01%	-15.77%	+27.55%	+144.02%
Performance p.a.	-	-	-	+7.19%	+1.50%	-5.55%	+4.98%	+7.51%
Sharpe ratio	1.86	1.35	0.84	0.27	-0.14	-0.53	0.07	0.18
Volatility	12.65%	11.57%	11.71%	13.10%	15.25%	17.49%	18.28%	20.67%
Worst month	-	-2.76%	-2.76%	-7.71%	-12.63%	-12.63%	-15.12%	-15.12%
Best month	-	7.97%	7.97%	10.58%	10.58%	10.58%	14.19%	54.82%
Maximum loss	-1.72%	-4.49%	-4.49%	-15.01%	-19.93%	-37.17%	-37.17%	-

Distribution permission

Austria, Germany

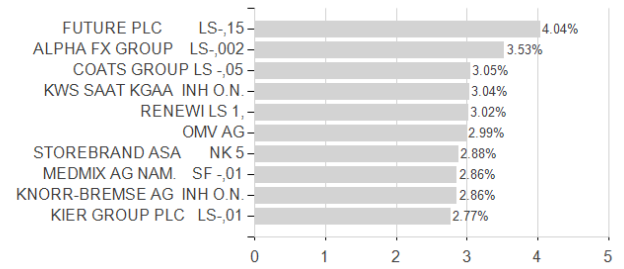
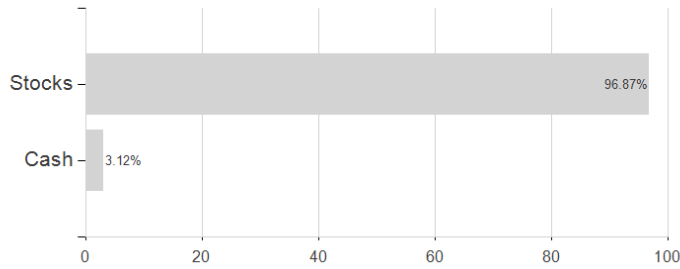
1 Important note on update status: The displayed date refers exclusively to the calculation of the NAV.
 2 The Mountain-View Data Fund Rating calculates a comparative ranking for funds using yield, volatility and trend data. For more information visit [MVD Funds Rating](#)
 3 Displays the Ethical-Dynamical Ratio calculated according to standard criteria. The maximum value is 100. For more information visit [EDA](#)

WARBURG - Small&Midcaps Europa I / DE000A0MS7S6 / A0MS7S / WARBURG INVEST KAG

Assessment Structure

Assets

Largest positions



Countries

Branches

Currencies

