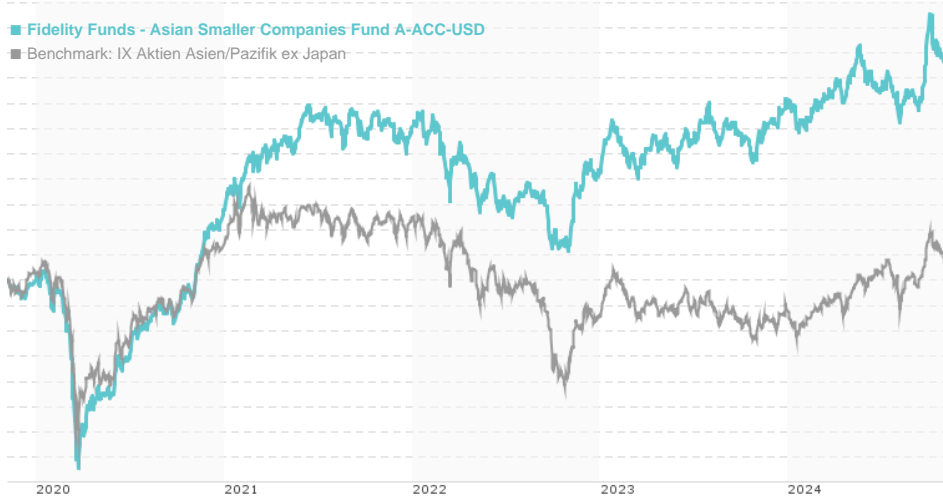


Fidelity Funds - Asian Smaller Companies Fund A-ACC-USD / LU0702159699 / A1JTXP / FIL IM (LU)

Last 11/04/2024 ¹	Region	Branch	Type of yield	Type
30.47 USD	Asia/Pacific ex Japan	Mixed Sectors	reinvestment	Equity Fund



Risk key figures

SRI	1	2	3	4	5	6	7
Mountain-View Funds Rating ²	EDA ³						
	73						

Yearly Performance

2023	+12.27%
2022	-6.99%
2021	+14.29%
2020	+13.86%
2019	+3.97%

Master data		Conditions		Other figures	
Fund type	Single fund	Issue surcharge	5.25%	Minimum investment	USD 2,500.00
Category	Equity	Planned administr. fee	0.00%	Savings plan	-
Sub category	Mixed Sectors	Deposit fees	0.00%	UCITS / OGAW	Yes
Fund domicile	Luxembourg	Redemption charge	0.00%	Performance fee	0.00%
Tranch volume	(11/04/2024) EUR 92.88 mill.	Ongoing charges	-	Redeployment fee	0.00%
Total volume	(10/31/2024) EUR 1,131.39 mill.	Dividends		Investment company	
Launch date	12/7/2011	FIL IM (LU)			
KESr report funds	Yes	Kärntner Straße 9, Top 8, 1010, Wien			
Business year start	01.05.	Austria			
Sustainability type	-	https://www.fidelity.at			
Fund manager	Nitin Bajaj, Ajinkya Dhavale				

Performance	1M	6M	YTD	1Y	2Y	3Y	5Y	Since start
Performance	-4.93%	+1.33%	+5.73%	+11.04%	+30.49%	+10.00%	+43.93%	+204.70%
Performance p.a.	-	-	-	+11.07%	+14.21%	+3.23%	+7.55%	+9.01%
Sharpe ratio	-2.78	-0.03	0.29	0.64	0.91	0.01	0.29	0.46
Volatility	17.25%	13.88%	12.76%	12.52%	12.20%	12.98%	15.24%	12.91%
Worst month	-	-4.23%	-4.23%	-4.23%	-5.19%	-8.59%	-20.48%	-20.48%
Best month	-	8.54%	8.54%	8.54%	14.48%	14.48%	14.48%	14.48%
Maximum loss	-6.19%	-10.34%	-10.34%	-10.34%	-10.34%	-20.71%	-38.33%	-

Distribution permission

Austria, Germany, Switzerland, United Kingdom, Luxembourg, Czech Republic

¹ Important note on update status: The displayed date refers exclusively to the calculation of the NAV.

² The Mountain-View Data Fund Rating calculates a comparative ranking for funds using yield, volatility and trend data. For more information visit [MVD Funds Rating](#)

DISCLAIMER: The information on this page are for informational purposes only and should neither an offer to sell nor a solicitation for the purchase of the security or recommendation in favor of the security to be understood. baha GmbH assumes no liability despite thorough searches for the accuracy of the data.

Funds data from: www.mountain-view.com. Fact Sheet created by: www.baha.com

Fidelity Funds - Asian Smaller Companies Fund A-ACC-USD / LU0702159699 / A1JTXP / FIL IM (LU)

Investment strategy

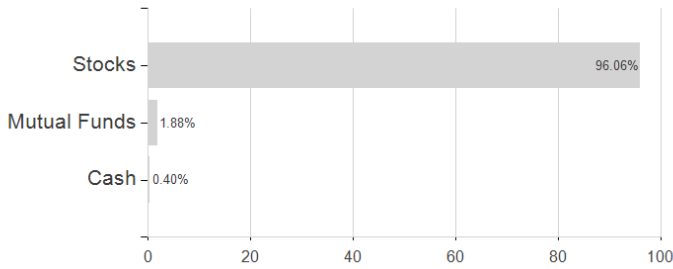
The fund invests at least 70% of its assets, in equities of smaller companies that are headquartered, or do most of their business, in Asia Pacific (excluding Japan), including emerging markets. The fund may also invest in money market instruments on an ancillary basis. The fund will invest less than 30% of its assets (directly and/or indirectly) in China A and B Shares (in aggregate). Smaller companies are defined as having market capitalisation range of less than USD 8,000 million in terms of the company's full market capitalisation. The fund may invest in companies outside this range.

Investment goal

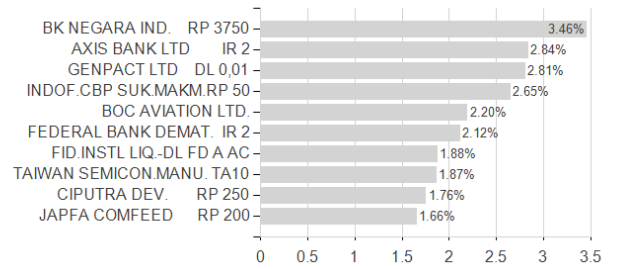
The fund aims to achieve capital growth over the long term.

Assessment Structure

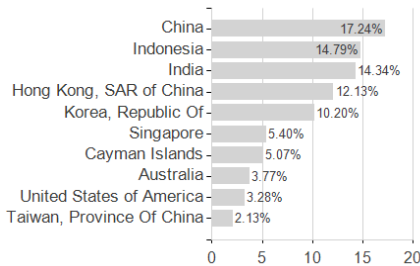
Assets



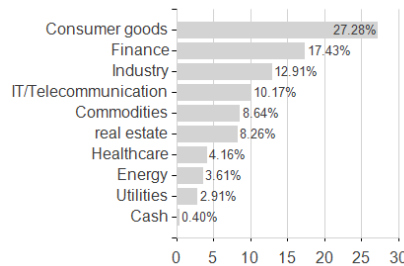
Largest positions



Countries



Branches



Currencies

