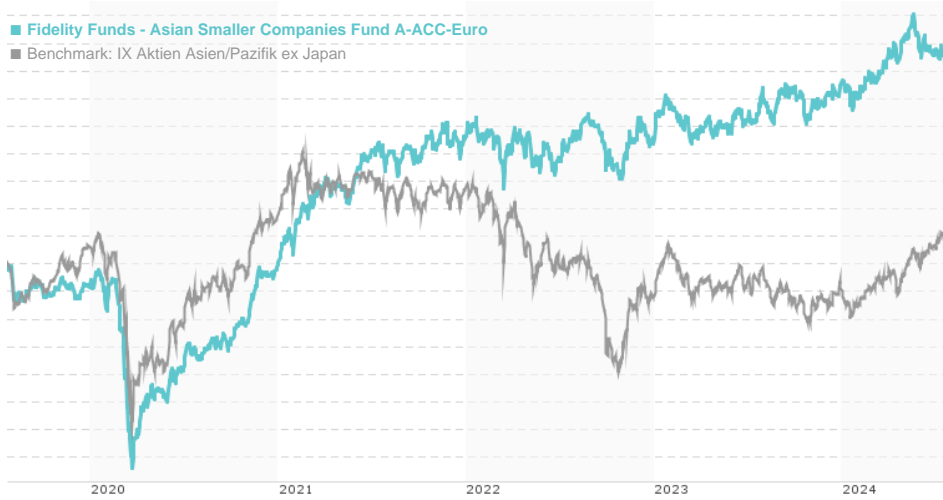


Fidelity Funds - Asian Smaller Companies Fund A-ACC-Euro / LU0702159772 / A1JTXT / FIL IM (LU)

Last 07/23/2024 <sup>1</sup>	Region	Branch	Type of yield	Type
35.89 EUR	Asia/Pacific ex Japan	Mixed Sectors	reinvestment	Equity Fund



Risk key figures

SRI	1	2	3	4	5	6	7
Mountain-View Funds Rating <sup>2</sup>	EDA <sup>3</sup>						
	72						

Yearly Performance

2023	+8.59%
2022	-1.08%
2021	+22.85%
2020	+4.47%
2019	+6.08%

Master data		Conditions		Other figures	
Fund type	Single fund	Issue surcharge	5.25%	Minimum investment	USD 2,500.00
Category	Equity	Planned administr. fee	0.00%	Savings plan	-
Sub category	Mixed Sectors	Deposit fees	0.35%	UCITS / OGAW	Yes
Fund domicile	Luxembourg	Redemption charge	0.00%	Performance fee	0.00%
Tranch volume	(07/23/2024) EUR 59.12 mill.	Ongoing charges	-	Redeployment fee	0.00%
Total volume	(06/28/2024) EUR 1,147.76 mill.	<b>Dividends</b>		<b>Investment company</b>	
Launch date	12/7/2011	FIL IM (LU)			
KESr report funds	Yes	Kärntner Straße 9, Top 8, 1010, Wien			
Business year start	01.05.	Austria			
Sustainability type	-	https://www.fidelity.at			
Fund manager	Nitin Bajaj, Ajinkya Dhavale				

Performance	1M	6M	YTD	1Y	2Y	3Y	5Y	Since start
Performance	-1.46%	+5.87%	+2.90%	+6.91%	+11.36%	+12.79%	+36.57%	+258.90%
Performance p.a.	-	-	-	+6.91%	+5.53%	+4.09%	+6.42%	+10.64%
Sharpe ratio	-2.35	0.87	0.16	0.32	0.18	0.03	0.19	0.52
Volatility	8.74%	9.65%	10.00%	10.15%	10.46%	11.48%	14.25%	13.34%
Worst month	-	-1.81%	-1.81%	-4.01%	-6.01%	-6.01%	-20.59%	-20.59%
Best month	-	2.77%	2.77%	4.76%	9.57%	9.57%	11.66%	11.66%
Maximum loss	-2.42%	-6.17%	-6.17%	-6.17%	-9.33%	-10.32%	-36.92%	-

Distribution permission

Austria, Germany, Switzerland, United Kingdom

1 Important note on update status: The displayed date refers exclusively to the calculation of the NAV.

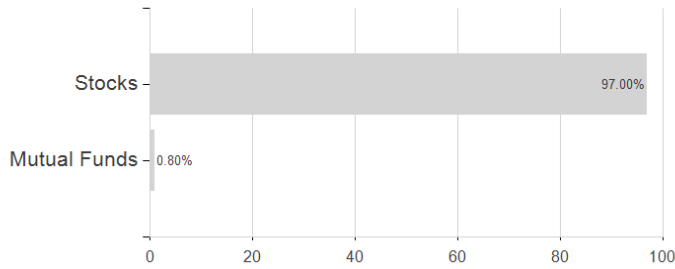
2 The Mountain-View Data Fund Rating calculates a comparative ranking for funds using yield, volatility and trend data. For more information visit [MVD Funds Rating](#)

## Fidelity Funds - Asian Smaller Companies Fund A-ACC-Euro / LU0702159772 / A1JTXT / FIL IM (LU)

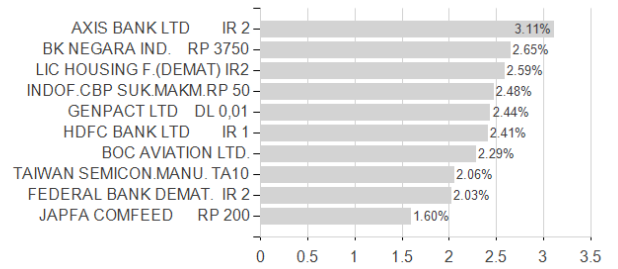
3 Displays the Ethical-Dynamical Ratio calculated according to standard criteria. The maximum value is 100. For more information visit [EDA](#)

### Assessment Structure

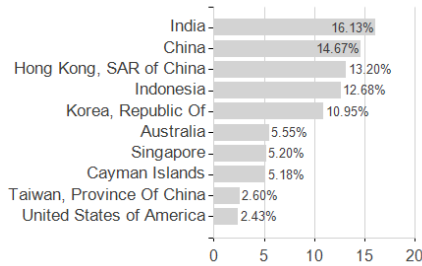
#### Assets



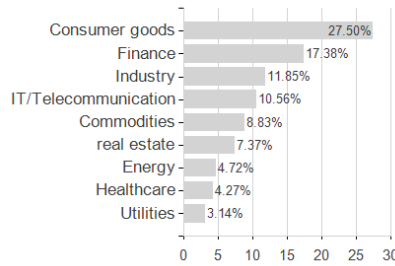
#### Largest positions



#### Countries



#### Branches



#### Currencies

