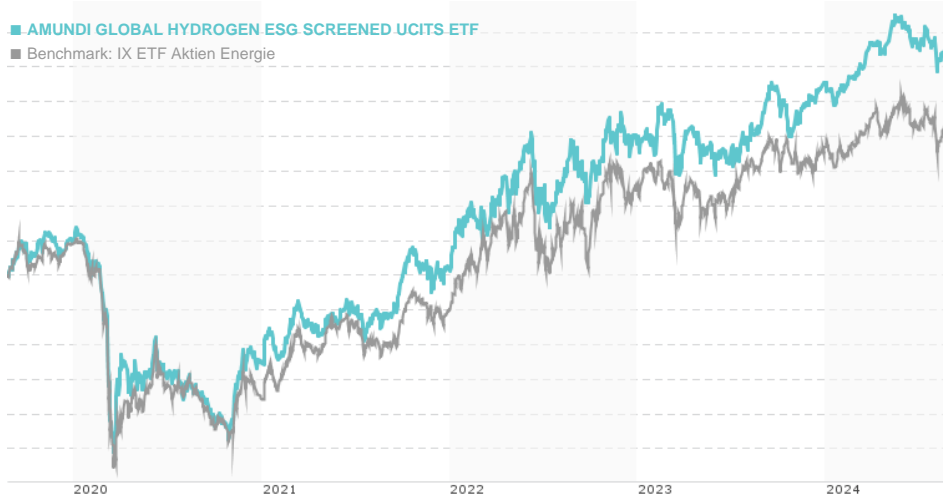


AMUNDI GLOBAL HYDROGEN ESG SCREENED UCITS ETF / FR0010930644 / A1C7AK / Amundi AM (FR)

| | | | | |
|------------------------------|-----------|------------|---------------|----------------------|
| Last 08/22/2024 ¹ | Region | Branch | Type of yield | Type |
| 396.51 EUR | Worldwide | ETF Stocks | reinvestment | Alternative Investm. |



Risk key figures

| | | | | | | | |
|-----------------------------------------|---|---|---|---|---|---|------------------|
| SRI | 1 | 2 | 3 | 4 | 5 | 6 | 7 |
| Mountain-View Funds Rating ² | | | | | | | EDA ³ |
| | | | | | | | 84 |

Yearly Performance

| | |
|------|---------|
| 2023 | +12.81% |
| 2022 | +36.09% |
| 2021 | +35.23% |
| 2020 | -31.65% |
| 2019 | +9.35% |

| Master data | | Conditions | | Other figures | |
|---------------------|------------------------------|------------------------|-------|------------------------------------|-------|
| Fund type | Single fund | Issue surcharge | 3.00% | Minimum investment | UNT 1 |
| Category | Equity | Planned administr. fee | 0.00% | Savings plan | - |
| Sub category | ETF Stocks | Deposit fees | 0.00% | UCITS / OGAW | Yes |
| Fund domicile | France | Redemption charge | 3.00% | Performance fee | 0.00% |
| Tranch volume | (08/22/2024) EUR 41.19 mill. | Ongoing charges | - | Redeployment fee | 0.00% |
| Total volume | (11/03/2022) EUR 33.28 mill. | Dividends | | Investment company | |
| Launch date | 9/28/2010 | | | Amundi AM (FR) | |
| KESt report funds | Yes | | | 90 boulevard Pasteur, 75015, Paris | |
| Business year start | 01.07. | | | France | |
| Sustainability type | New energies | | | www.amundi.fr/ | |
| Fund manager | - | | | | |

| Performance | 1M | 6M | YTD | 1Y | 2Y | 3Y | 5Y | Since start |
|------------------|--------|--------|--------|---------|---------|---------|---------|-------------|
| Performance | -1.46% | +4.96% | +6.10% | +15.56% | +22.87% | +89.44% | +62.62% | +145.73% |
| Performance p.a. | - | - | - | +15.51% | +10.83% | +23.74% | +10.20% | +6.68% |
| Sharpe ratio | -1.19 | 0.58 | 0.55 | 0.97 | 0.38 | 0.88 | 0.22 | 0.13 |
| Volatility | 16.25% | 11.52% | 11.30% | 12.34% | 19.33% | 22.99% | 30.51% | 24.28% |
| Worst month | - | -4.01% | -4.01% | -7.55% | -8.52% | -10.95% | -15.82% | -15.82% |
| Best month | - | 5.73% | 5.73% | 7.01% | 12.00% | 13.30% | 33.33% | 33.33% |
| Maximum loss | -5.75% | -9.38% | -9.38% | -9.90% | -13.76% | -19.27% | -56.66% | - |

Distribution permission

Germany, United Kingdom

¹ Important note on update status: The displayed date refers exclusively to the calculation of the NAV.

² The Mountain-View Data Fund Rating calculates a comparative ranking for funds using yield, volatility and trend data. For more information visit [MVD Funds Rating](#)

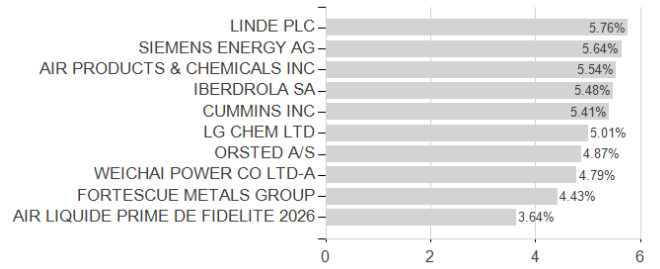
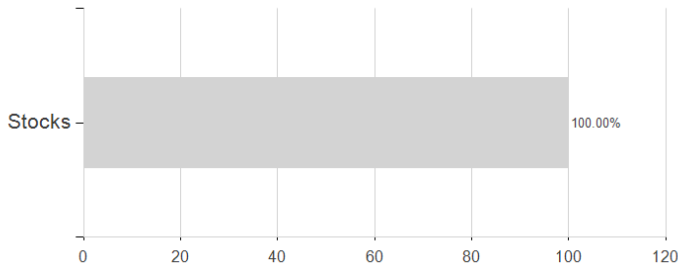
³ Displays the Ethical-Dynamical Ratio calculated according to standard criteria. The maximum value is 100. For more information visit [EDA](#)

AMUNDI GLOBAL HYDROGEN ESG SCREENED UCITS ETF / FR0010930644 / A1C7AK / Amundi AM (FR)

Assessment Structure

Assets

Largest positions



Countries

Branches

Currencies

