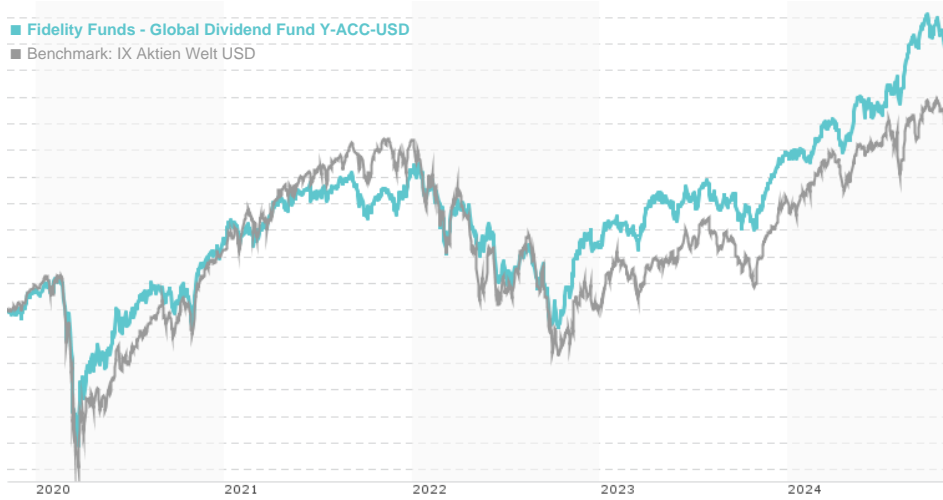


Fidelity Funds - Global Dividend Fund Y-ACC-USD / LU0605515963 / A1JSY6 / FIL IM (LU)

Last 11/04/2024 <sup>1</sup>	Region	Branch	Type of yield	Type
32.19 USD	Worldwide	Mixed Sectors	reinvestment	Equity Fund



Risk key figures

SRI	1	2	3	4	5	6	7
Mountain-View Funds Rating <sup>2</sup>	EDA <sup>3</sup>						
	76						

Yearly Performance

2023	+15.99%
2022	-11.36%
2021	+12.02%
2020	+8.84%
2019	+24.62%

Master data		Conditions		Other figures	
Fund type	Single fund	Issue surcharge	0.00%	Minimum investment	USD 2,500.00
Category	Equity	Planned administr. fee	0.00%	Savings plan	-
Sub category	Mixed Sectors	Deposit fees	0.00%	UCITS / OGAW	Yes
Fund domicile	Luxembourg	Redemption charge	0.00%	Performance fee	0.00%
Tranch volume	(11/04/2024) EUR 757.43 mill.	Ongoing charges	-	Redeployment fee	0.00%
Total volume	(10/31/2024) EUR 12,276.64 mill.	<b>Dividends</b>		<b>Investment company</b>	
Launch date	1/30/2012	FIL IM (LU)			
KESr report funds	Yes	Kärntner Straße 9, Top 8, 1010, Wien			
Business year start	01.05.	Austria			
Sustainability type	-	https://www.fidelity.at			
Fund manager	Daniel Roberts				

Performance	1M	6M	YTD	1Y	2Y	3Y	5Y	Since start
Performance	-0.86%	+11.77%	+15.83%	+26.48%	+44.87%	+22.49%	+50.35%	+221.90%
Performance p.a.	-	-	-	+26.57%	+20.33%	+6.99%	+8.49%	+9.58%
Sharpe ratio	-1.48	2.23	1.74	2.64	1.66	0.31	0.36	0.52
Volatility	8.66%	9.85%	9.18%	8.91%	10.39%	12.71%	15.06%	12.46%
Worst month	-	-3.17%	-3.17%	-3.17%	-4.32%	-7.54%	-8.41%	-8.41%
Best month	-	4.79%	4.79%	7.78%	7.78%	7.78%	12.43%	12.43%
Maximum loss	-3.47%	-3.90%	-4.66%	-4.66%	-7.53%	-24.02%	-29.53%	-

Distribution permission

Austria, Germany, Switzerland, United Kingdom, Luxembourg, Czech Republic

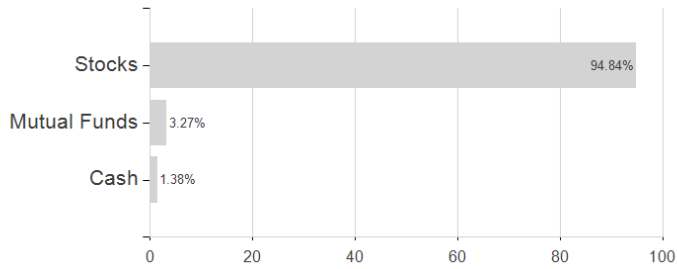
1 Important note on update status: The displayed date refers exclusively to the calculation of the NAV.  
2 The Mountain-View Data Fund Rating calculates a comparative ranking for funds using yield, volatility and trend data. For more information visit [MVD Funds Rating](#)

## Fidelity Funds - Global Dividend Fund Y-ACC-USD / LU0605515963 / A1JSY6 / FIL IM (LU)

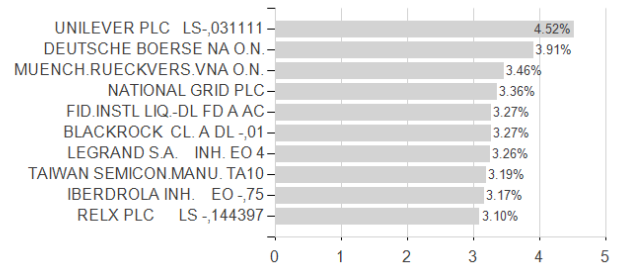
3 Displays the Ethical-Dynamical Ratio calculated according to standard criteria. The maximum value is 100. For more information visit [EDA](#)

### Assessment Structure

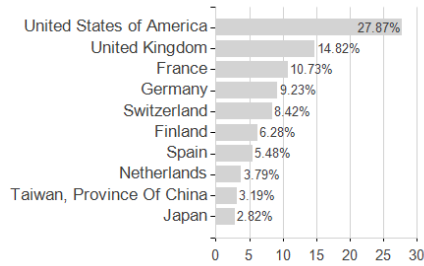
#### Assets



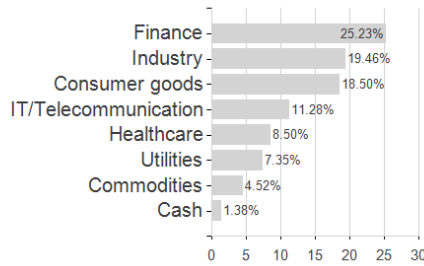
#### Largest positions



#### Countries



#### Branches



#### Currencies

