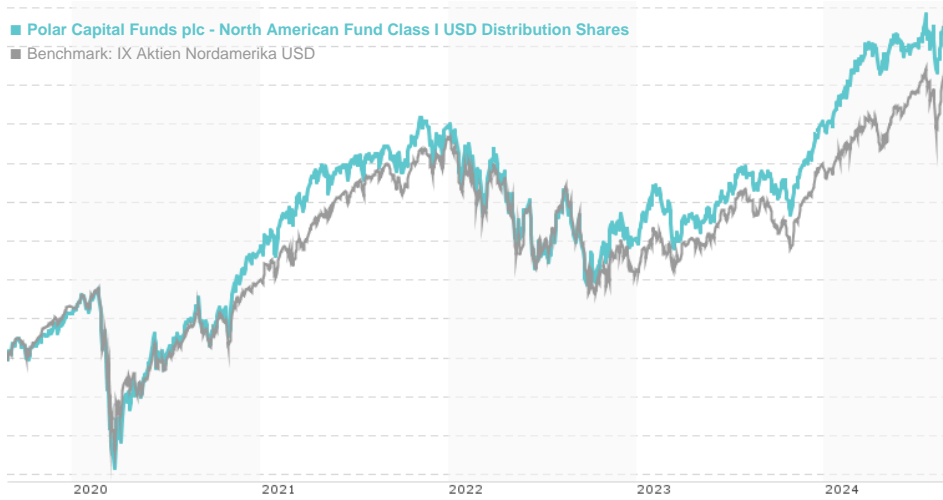


**Polar Capital Funds plc - North American Fund Class I USD Distribution Shares / IE00B531PK96 / A1JMEV / Polar**

Last 08/23/2024 <sup>1</sup>	Region	Branch	Type of yield	Type
45.47 USD	North America	Mixed Sectors	paying dividend	Equity Fund



**Risk key figures**

SRI	1	2	3	4	5	6	7
Mountain-View Funds Rating <sup>2</sup>	EDA <sup>3</sup>						
	73						

**Yearly Performance**

2023	+23.05%
2022	-18.12%
2021	+23.57%
2020	+15.15%
2019	+27.98%

Master data		Conditions		Other figures	
Fund type	Single fund	Issue surcharge	5.00%	Minimum investment	USD 1,000,000.00
Category	Equity	Planned administr. fee	0.00%	Savings plan	-
Sub category	Mixed Sectors	Deposit fees	0.00%	UCITS / OGAW	Yes
Fund domicile	Ireland	Redemption charge	0.00%	Performance fee	0.00%
Tranch volume	(08/23/2024) GBP 364.35 mill.	Ongoing charges	-	Redeployment fee	0.00%
Total volume	-	Dividends		Investment company	
Launch date	11/15/2011	Polar Capital			
KESt report funds	Yes	16 Palace Street, SW1E 5JD, London			
Business year start	01.01.	United Kingdom			
Sustainability type	-	https://www.polarcapital.co.uk			
Fund manager	Andrew Holliman, Richard Wilson, Colm Friel				

Performance	1M	6M	YTD	1Y	2Y	3Y	5Y	Since start
Performance	+1.65%	+7.24%	+16.35%	+28.66%	+36.42%	+22.83%	+87.89%	+353.34%
Performance p.a.	-	-	-	+28.58%	+16.78%	+7.09%	+13.43%	+12.55%
Sharpe ratio	0.92	0.89	1.84	2.01	0.85	0.20	0.46	0.54
Volatility	19.28%	12.91%	12.58%	12.47%	15.58%	17.92%	21.59%	16.84%
Worst month	-	-3.58%	-3.58%	-3.58%	-9.49%	-9.49%	-18.49%	-18.49%
Best month	-	5.99%	6.05%	8.35%	8.91%	8.91%	15.05%	15.05%
Maximum loss	-6.54%	-7.85%	-7.85%	-7.85%	-14.82%	-26.57%	-39.14%	-

**Distribution permission**

Austria, Germany, Switzerland

<sup>1</sup> Important note on update status: The displayed date refers exclusively to the calculation of the NAV.

<sup>2</sup> The Mountain-View Data Fund Rating calculates a comparative ranking for funds using yield, volatility and trend data. For more information visit [MVD Funds Rating](#)

<sup>3</sup> Displays the Ethical-Dynamical Ratio calculated according to standard criteria. The maximum value is 100. For more information visit [EDA](#)

DISCLAIMER: The information on this page are for informational purposes only and should neither an offer to sell nor a solicitation for the purchase of the security or recommendation in favor of the security to be understood. baha GmbH assumes no liability despite thorough searches for the accuracy of the data.

Funds data from: www.mountain-view.com. Fact Sheet created by: www.baha.com

**Polar Capital Funds plc - North American Fund Class I USD Distribution Shares / IE00B531PK96 / A1JMEV / Polar**

**Investment strategy**

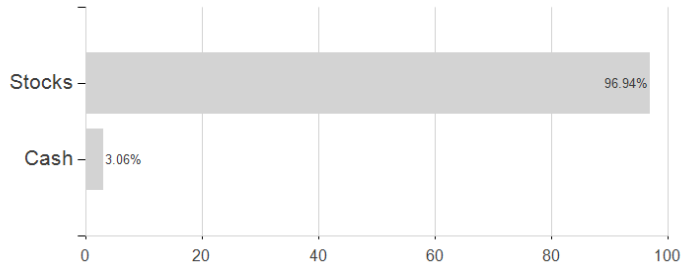
The Fund may invest in financial derivatives (complex instruments based upon the value of underlying assets) for hedging, to reduce risk, to manage the Fund more efficiently, or to gain exposure to securities in a more efficient way. The Fund is actively managed and uses the MSCI North America Net Total Return Index (USD) benchmark as a performance target. The currency of the Fund is US Dollar and the currency of this share class is US Dollar (USD). Any income which the Fund generates may be paid out in the form of an annual dividend at the sole discretion of the Directors.

**Investment goal**

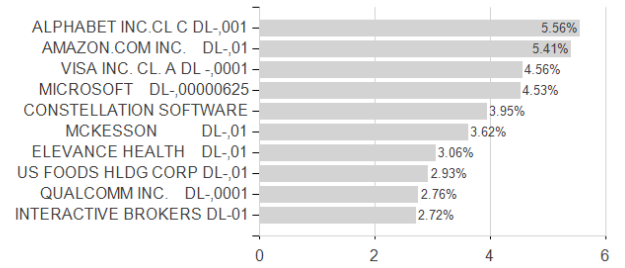
The objective of the Fund is to achieve long term capital appreciation by investing in the shares of North American companies, which are large, medium or small in size (market capitalisation).

**Assessment Structure**

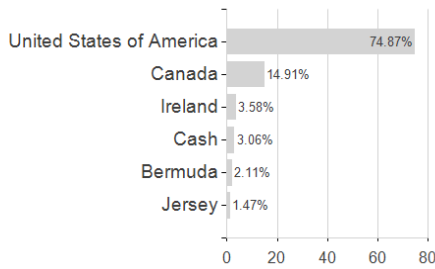
**Assets**



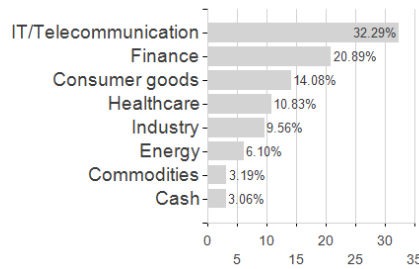
**Largest positions**



**Countries**



**Branches**



**Currencies**

