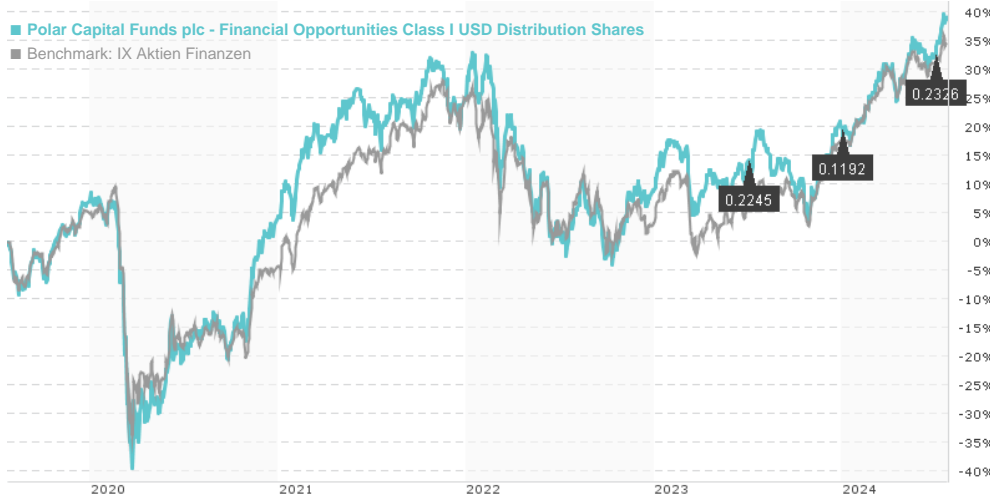


Polar Capital Funds plc - Financial Opportunities Class I USD Distribution Shares / IE00B5NR9F09 / A1JAAL / Polar

| | | | | |
|------------------------------|-----------|----------------|-----------------|-------------|
| Last 07/23/2024 ¹ | Region | Branch | Type of yield | Type |
| 16.82 USD | Worldwide | Sector Finance | paying dividend | Equity Fund |



Risk key figures

SRI: 1 2 3 4 **5** 6 7

Mountain-View Funds Rating² EDA³

▲ ▲ ▲ ▲ ▲ ▲

Yearly Performance

| | |
|------|---------|
| 2023 | +10.78% |
| 2022 | -12.99% |
| 2021 | +19.72% |
| 2020 | -2.65% |
| 2019 | +25.23% |

| Master data | | Conditions | | Other figures | |
|-------------|--|------------|--|---------------|--|
|-------------|--|------------|--|---------------|--|

| | | | | | |
|---------------------|-----------------------------|------------------------|----------|------------------------------------|------------------|
| Fund type | Single fund | Issue surcharge | 5.00% | Minimum investment | USD 1,000,000.00 |
| Category | Equity | Planned administr. fee | 0.00% | Savings plan | - |
| Sub category | Sector Finance | Deposit fees | 0.00% | UCITS / OGAW | Yes |
| Fund domicile | Ireland | Redemption charge | 0.00% | Performance fee | 10.00% |
| Tranch volume | (07/23/2024) USD 5.45 mill. | Ongoing charges | - | Redeployment fee | 0.00% |
| Total volume | - | Dividends | | Investment company | |
| Launch date | 5/3/2011 | 01.07.2024 | 0.23 USD | Polar Capital | |
| KESt report funds | Yes | 02.01.2024 | 0.12 USD | 16 Palace Street, SW1E 5JD, London | |
| Business year start | 01.01. | 03.07.2023 | 0.22 USD | United Kingdom | |
| Sustainability type | - | 03.01.2023 | 0.10 USD | https://www.polarcapital.co.uk | |
| Fund manager | George Barrow, John Yakas | 01.07.2022 | 0.20 USD | | |

| Performance | 1M | 6M | YTD | 1Y | 2Y | 3Y | 5Y | Since start |
|------------------|--------|---------|---------|---------|---------|---------|---------|-------------|
| Performance | +4.75% | +16.96% | +15.22% | +16.79% | +34.46% | +15.53% | +39.86% | +111.72% |
| Performance p.a. | - | - | - | +16.79% | +15.98% | +4.93% | +6.93% | +5.83% |
| Sharpe ratio | 11.66 | 3.72 | 2.77 | 1.29 | 0.98 | 0.08 | 0.16 | 0.13 |
| Volatility | 6.49% | 8.93% | 9.15% | 10.16% | 12.55% | 14.89% | 20.07% | 16.63% |
| Worst month | - | -2.05% | -2.05% | -4.47% | -6.82% | -9.60% | -25.48% | -25.48% |
| Best month | - | 5.14% | 5.59% | 8.35% | 8.35% | 8.35% | 18.46% | 18.46% |
| Maximum loss | -0.95% | -5.03% | -5.03% | -13.24% | -13.24% | -27.82% | -44.25% | - |

Distribution permission

Austria, Germany, Switzerland

¹ Important note on update status: The displayed date refers exclusively to the calculation of the NAV.
² The Mountain-View Data Fund Rating calculates a comparative ranking for funds using yield, volatility and trend data. For more information visit [MVD Funds Rating](#)
³ Displays the Ethical-Dynamical Ratio calculated according to standard criteria. The maximum value is 100. For more information visit [EDA](#)

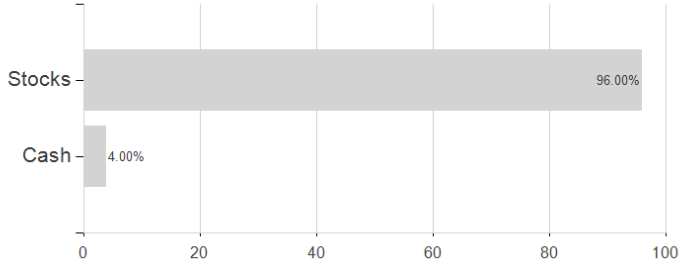
Polar Capital Funds plc - Financial Opportunities Class I USD Distribution Shares / IE00B5NR9F09 / A1JAAL / Polar

Investment goal

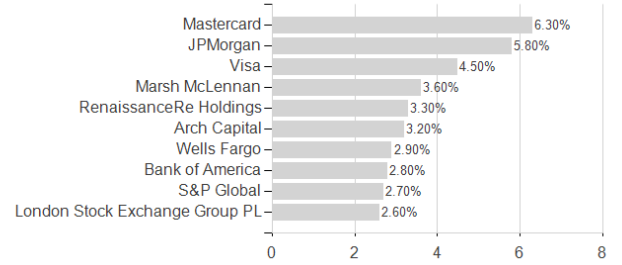
The Fund aims to provide long-term capital growth by investing primarily in the securities of financial sector companies globally.

Assessment Structure

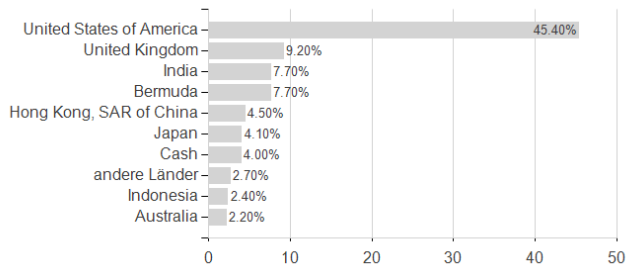
Assets



Largest positions



Countries



Branches

