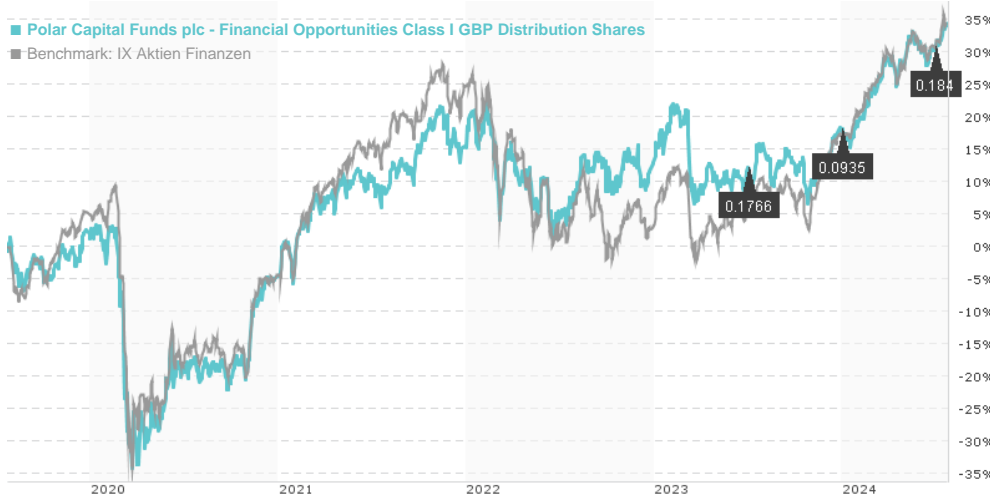


Polar Capital Funds plc - Financial Opportunities Class I GBP Distribution Shares / IE00B676X694 / A1JAAN / Polar

| | | | | |
|------------------------------|-----------|----------------|-----------------|-------------|
| Last 07/23/2024 ¹ | Region | Branch | Type of yield | Type |
| 13.03 GBP | Worldwide | Sector Finance | paying dividend | Equity Fund |



Risk key figures

| | | | | | | | |
|---|------------------|---|---|---|---|---|---|
| SRI | 1 | 2 | 3 | 4 | 5 | 6 | 7 |
| Mountain-View Funds Rating ² | EDA ³ | | | | | | |
| | ▲▲▲▲▲▲▲ | | | | | | |

Yearly Performance

| | |
|------|---------|
| 2023 | +4.46% |
| 2022 | -2.02% |
| 2021 | +20.82% |
| 2020 | -5.63% |
| 2019 | +20.43% |

| Master data | | Conditions | | Other figures | |
|---------------------|-----------------------------|------------------------|----------|------------------------------------|------------------|
| Fund type | Single fund | Issue surcharge | 5.00% | Minimum investment | USD 1,000,000.00 |
| Category | Equity | Planned administr. fee | 0.00% | Savings plan | - |
| Sub category | Sector Finance | Deposit fees | 0.00% | UCITS / OGAW | Yes |
| Fund domicile | Ireland | Redemption charge | 0.00% | Performance fee | 10.00% |
| Tranch volume | (07/23/2024) USD 4.22 mill. | Ongoing charges | - | Redeployment fee | 0.00% |
| Total volume | - | Dividends | | Investment company | |
| Launch date | 5/3/2011 | 01.07.2024 | 0.18 GBP | Polar Capital | |
| KESt report funds | No | 02.01.2024 | 0.09 GBP | 16 Palace Street, SW1E 5JD, London | |
| Business year start | 01.01. | 03.07.2023 | 0.18 GBP | United Kingdom | |
| Sustainability type | - | 03.01.2023 | 0.08 GBP | https://www.polarcapital.co.uk | |
| Fund manager | George Barrow, John Yakas | 01.07.2022 | 0.16 GBP | | |

| Performance | 1M | 6M | YTD | 1Y | 2Y | 3Y | 5Y | Since start |
|------------------|--------|---------|---------|---------|---------|---------|---------|-------------|
| Performance | +2.95% | +14.75% | +13.79% | +15.97% | +25.43% | +23.03% | +34.77% | +170.40% |
| Performance p.a. | - | - | - | +15.97% | +12.01% | +7.15% | +6.14% | +7.81% |
| Sharpe ratio | 7.73 | 3.28 | 2.63 | 1.37 | 0.70 | 0.26 | 0.13 | 0.26 |
| Volatility | 5.24% | 8.55% | 8.52% | 8.96% | 11.91% | 13.45% | 18.50% | 15.58% |
| Worst month | - | -1.18% | -1.18% | -3.85% | -7.93% | -7.93% | -23.20% | -23.20% |
| Best month | - | 4.46% | 4.83% | 4.83% | 5.02% | 5.02% | 14.78% | 14.78% |
| Maximum loss | -0.47% | -3.89% | -3.89% | -8.09% | -12.63% | -16.92% | -36.43% | - |

Distribution permission

Austria, Germany, Switzerland

¹ Important note on update status: The displayed date refers exclusively to the calculation of the NAV.
² The Mountain-View Data Fund Rating calculates a comparative ranking for funds using yield, volatility and trend data. For more information visit [MVD Funds Rating](#)
³ Displays the Ethical-Dynamical Ratio calculated according to standard criteria. The maximum value is 100. For more information visit [EDA](#)

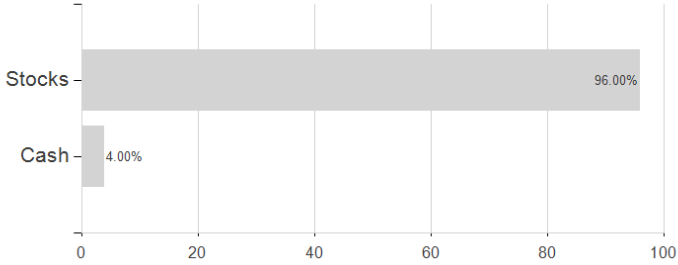
Polar Capital Funds plc - Financial Opportunities Class I GBP Distribution Shares / IE00B676X694 / A1JAAN / Polar

Investment goal

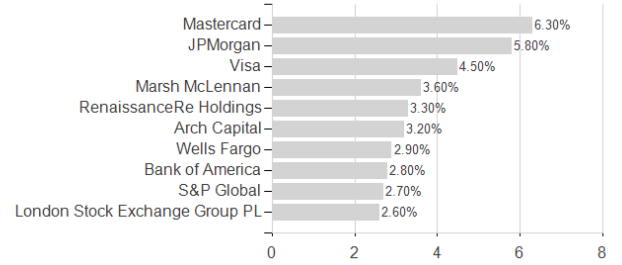
The Fund aims to provide long-term capital growth by investing primarily in the securities of financial sector companies globally.

Assessment Structure

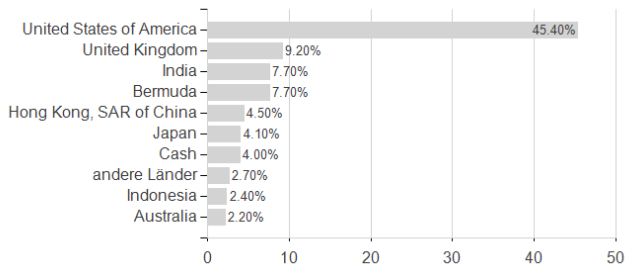
Assets



Largest positions



Countries



Branches

