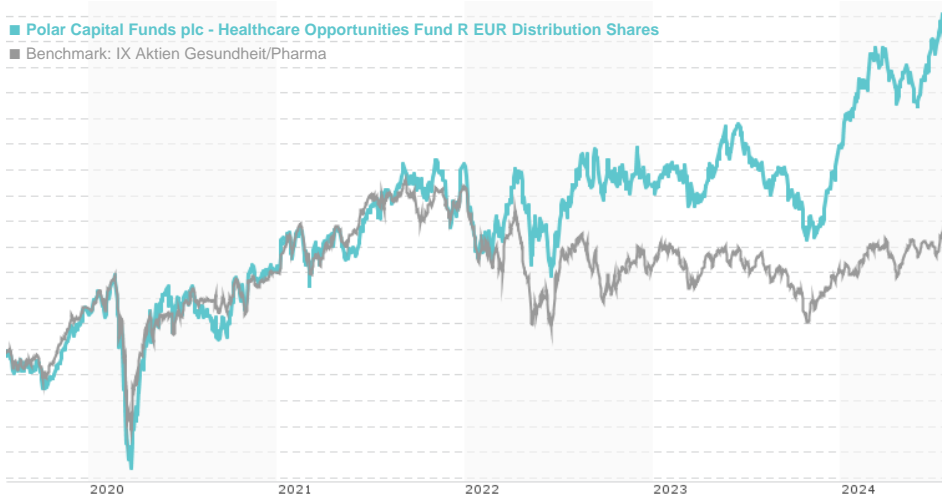


Polar Capital Funds plc - Healthcare Opportunities Fund R EUR Distribution Shares / IE00B3NLSS43 / A1CX2R / Polar

Last 07/22/2024 ¹	Region	Branch	Type of yield	Type
70.29 EUR	Worldwide	Sector Health / Pharma	reinvestment	Equity Fund



Risk key figures

SRI	1	2	3	4	5	6	7
Mountain-View Funds Rating ²	EDA ³						
	76						

Yearly Performance

2023	+5.83%
2022	-2.87%
2021	+16.67%
2020	+8.43%
2019	+20.47%

Master data		Conditions		Other figures	
Fund type	Single fund	Issue surcharge	5.00%	Minimum investment	UNT 0
Category	Equity	Planned administr. fee	0.00%	Savings plan	-
Sub category	Sector Health / Pharma	Deposit fees	0.00%	UCITS / OGAW	Yes
Fund domicile	Ireland	Redemption charge	0.00%	Performance fee	10.00%
Tranch volume	(07/22/2024) EUR 230.65 mill.	Ongoing charges	-	Redeployment fee	0.00%
Total volume	-	Dividends		Investment company	
Launch date	4/1/2009	Polar Capital			
KESt report funds	Yes	16 Palace Street, SW1E 5JD, London			
Business year start	01.01.	United Kingdom			
Sustainability type	-	https://www.polarcapital.co.uk			
Fund manager	David Pinniger, Deane Donnigan, James Douglas, Gareth Powell				

Performance	1M	6M	YTD	1Y	2Y	3Y	5Y	Since start
Performance	+3.41%	+11.68%	+17.42%	+21.06%	+27.96%	+26.08%	+67.20%	+835.95%
Performance p.a.	-	-	-	+21.13%	+13.10%	+8.02%	+10.81%	+15.72%
Sharpe ratio	3.80	1.62	2.31	1.33	0.66	0.28	0.39	0.72
Volatility	13.47%	13.01%	12.99%	13.16%	14.23%	15.64%	18.18%	16.67%
Worst month	-	-3.53%	-3.53%	-4.70%	-5.43%	-10.39%	-11.74%	-11.74%
Best month	-	7.36%	9.43%	9.43%	9.43%	9.43%	18.27%	18.27%
Maximum loss	-2.77%	-7.05%	-7.05%	-11.00%	-15.61%	-16.47%	-32.93%	-

Distribution permission

Austria, Germany, Switzerland

¹ Important note on update status: The displayed date refers exclusively to the calculation of the NAV.

² The Mountain-View Data Fund Rating calculates a comparative ranking for funds using yield, volatility and trend data. For more information visit [MVD Funds Rating](#)

³ Displays the Ethical-Dynamical Ratio calculated according to standard criteria. The maximum value is 100. For more information visit [EDA](#)

Polar Capital Funds plc - Healthcare Opportunities Fund R EUR Distribution Shares / IE00B3NLSS43 / A1CX2R / Polar

Investment strategy

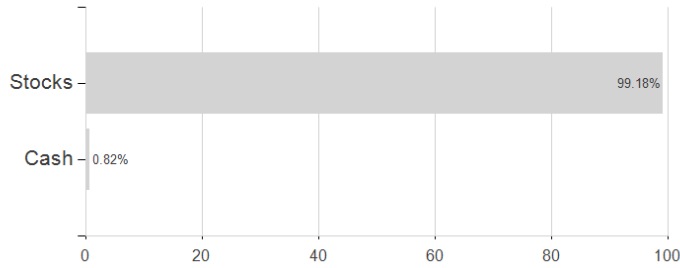
At least two-thirds of the Fund's assets (excluding cash) are invested in healthcare companies. These may include pharmaceutical, medical equipment, biotechnology, healthcare facilities and healthcare services companies. The Fund is broadly diversified across countries, healthcare sectors and by market-cap (a measure of company size). The Fund may invest in financial derivatives (complex instruments based upon the value of underlying assets) for hedging, to reduce risk, to manage the Fund more efficiently, or to gain exposure to securities in a more efficient way. The Fund is actively managed and uses the MSCI AC World Daily Total Return Net Health Care Index (EUR) benchmark as a performance target and to calculate the performance fee.

Investment goal

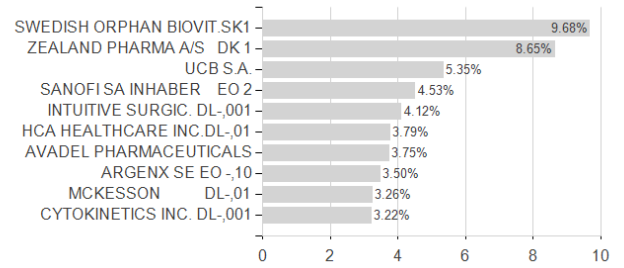
The objective of the Fund is to preserve capital and achieve long term capital appreciation, by investing worldwide in the shares of healthcare companies.

Assessment Structure

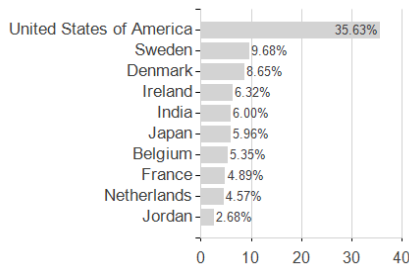
Assets



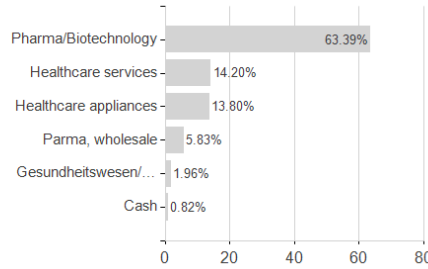
Largest positions



Countries



Branches



Currencies

