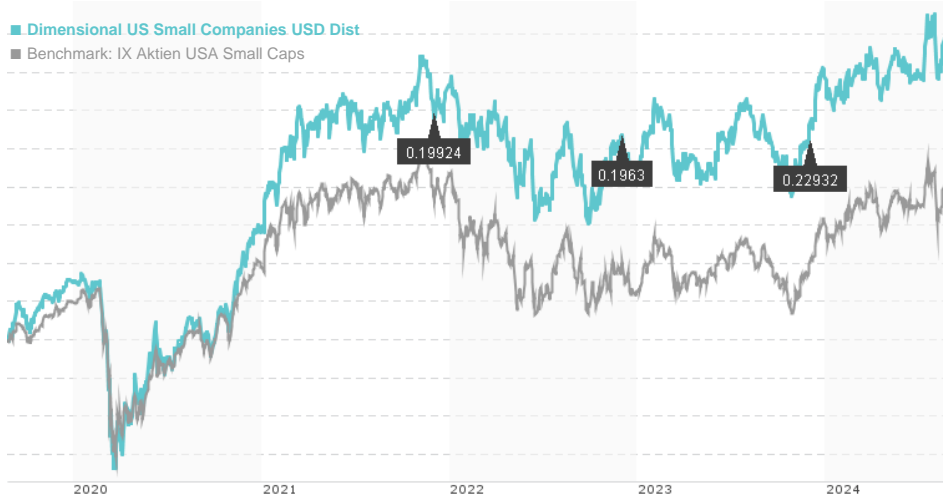


Dimensional US Small Companies USD Dist / IE00B68NBZ41 / A1JAPH / Dimensional Fd. Ad.

Last 08/22/2024 ¹	Country	Branch	Type of yield	Type
34.91 USD	United States of America	Mixed Sectors	paying dividend	Equity Fund



Risk key figures

SRI	1	2	3	4	5	6	7
Mountain-View Funds Rating ²							EDA ³
							69

Yearly Performance

2023	+16.97%
2022	-13.24%
2021	+28.31%
2020	+12.27%
2019	+21.34%

Master data		Conditions		Other figures	
Fund type	Single fund	Issue surcharge	0.00%	Minimum investment	USD 200,000.00
Category	Equity	Planned administr. fee	0.00%	Savings plan	-
Sub category	Mixed Sectors	Deposit fees	0.01%	UCITS / OGAW	Yes
Fund domicile	Ireland	Redemption charge	0.00%	Performance fee	0.00%
Tranch volume	-	Ongoing charges	-	Redeployment fee	0.00%
Total volume	(06/30/2023) EUR 238.10 mill.	Dividends		Investment company	
Launch date	12/2/2011	30.11.2023	0.23 USD	Dimensional Fd. Ad.	
KESt report funds	No	30.11.2022	0.20 USD	Kurfürstendamm 194, 10707, Berlin	
Business year start	01.12.	30.11.2021	0.20 USD	Germany	
Sustainability type	-	30.11.2020	0.15 USD	http://www.eu.dimensional.com	
Fund manager	-	29.11.2019	0.15 USD		

Performance	1M	6M	YTD	1Y	2Y	3Y	5Y	Since start
Performance	-2.32%	+5.76%	+5.12%	+15.98%	+18.02%	+13.03%	+71.49%	+274.48%
Performance p.a.	-	-	-	+15.94%	+8.62%	+4.17%	+11.38%	+10.93%
Sharpe ratio	-1.07	0.46	0.25	0.66	0.25	0.03	0.30	0.36
Volatility	25.97%	17.98%	18.42%	18.81%	20.01%	20.96%	26.32%	20.62%
Worst month	-	-6.13%	-6.13%	-6.14%	-9.31%	-9.31%	-23.26%	-23.26%
Best month	-	8.59%	11.07%	11.07%	12.07%	12.07%	16.41%	16.41%
Maximum loss	-9.12%	-9.12%	-9.12%	-13.38%	-15.68%	-25.06%	-43.40%	-

Distribution permission

Germany, Switzerland, United Kingdom

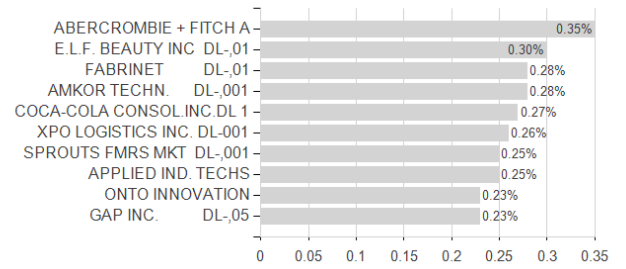
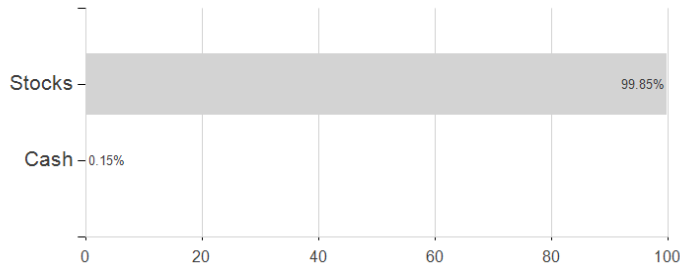
¹ Important note on update status: The displayed date refers exclusively to the calculation of the NAV.
² The Mountain-View Data Fund Rating calculates a comparative ranking for funds using yield, volatility and trend data. For more information visit [MVD Funds Rating](#)
³ Displays the Ethical-Dynamical Ratio calculated according to standard criteria. The maximum value is 100. For more information visit [EDA](#)

Dimensional US Small Companies USD Dist / IE00B68NBZ41 / A1JAPH / Dimensional Fd. Ad.

Assessment Structure

Assets

Largest positions



Countries

Branches

Currencies

