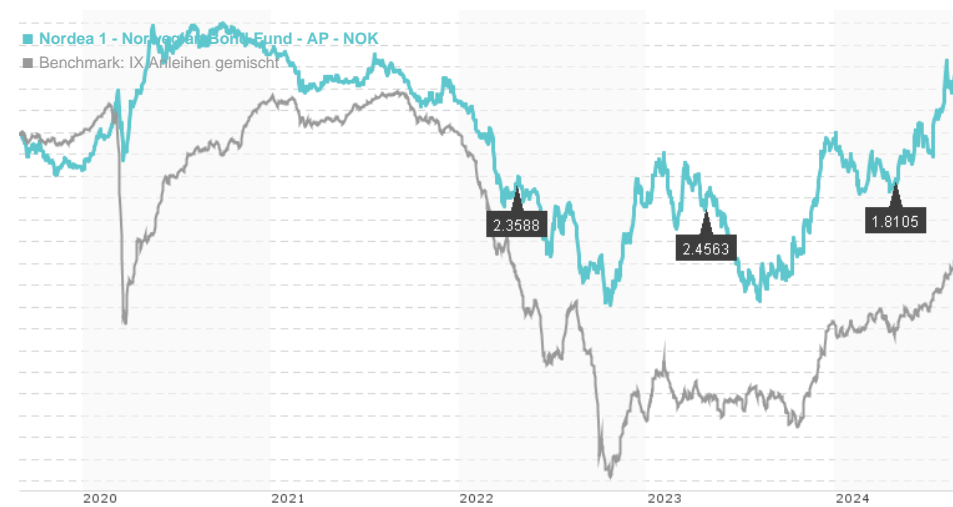


Nordea 1 - Norwegian Bond Fund - AP - NOK / LU0693782939 / A1JSDS / Nordea Inv. Funds

Last 08/29/2024 ¹	Country	Branch	Type of yield	Type
98.92 NOK	Norway	Bonds: Mixed	paying dividend	Fixed-Income Fund



Risk key figures

SRI 1 2 3 4 5 6 7

Mountain-View Funds Rating² EDA³

▲ ▲ ▲ ▲ ▲ ▲

Yearly Performance

2023	+3.14%
2022	-4.66%
2021	-2.16%
2020	+5.45%
2019	+1.94%

Master data		Conditions		Other figures	
Fund type	Single fund	Issue surcharge	3.00%	Minimum investment	UNT 0
Category	Bonds	Planned administr. fee	0.00%	Savings plan	-
Sub category	Bonds: Mixed	Deposit fees	0.00%	UCITS / OGAW	Yes
Fund domicile	Luxembourg	Redemption charge	0.00%	Performance fee	0.00%
Tranch volume	(08/29/2024) NOK 354.92 mill.	Ongoing charges	-	Redeployment fee	0.00%
Total volume	(08/29/2024) NOK 2,425.48 mill.	Dividends		Investment company	
Launch date	12/1/2011	26.04.2024	1.81 NOK	Nordea Inv. Funds 562, Rue de Neudorf, 2017, Luxembourg Luxembourg https://www.nordea.lu	
KESt report funds	Yes	24.04.2023	2.46 NOK		
Business year start	01.01.	22.04.2022	2.36 NOK		
Sustainability type	-	27.04.2021	2.35 NOK		
Fund manager	Harald Willersrud, Lars Løtvedt	24.04.2020	2.59 NOK		

Performance	1M	6M	YTD	1Y	2Y	3Y	5Y	Since start
Performance	+1.53%	+5.43%	+3.04%	+9.82%	+10.11%	-0.12%	+2.74%	+29.95%
Performance p.a.	-	-	-	+9.79%	+4.93%	-0.04%	+0.54%	+2.08%
Sharpe ratio	3.10	1.75	0.27	1.44	0.31	-0.84	-0.81	-0.52
Volatility	5.16%	4.39%	4.23%	4.38%	4.55%	4.26%	3.66%	2.75%
Worst month	-	-1.50%	-1.50%	-1.50%	-3.28%	-3.28%	-3.28%	-3.28%
Best month	-	1.78%	2.17%	3.25%	3.25%	3.25%	3.25%	3.25%
Maximum loss	-1.40%	-1.83%	-2.82%	-2.82%	-6.88%	-10.46%	-12.28%	-

Distribution permission

Austria, Germany, Switzerland, United Kingdom, Luxembourg, Czech Republic

¹ Important note on update status: The displayed date refers exclusively to the calculation of the NAV.

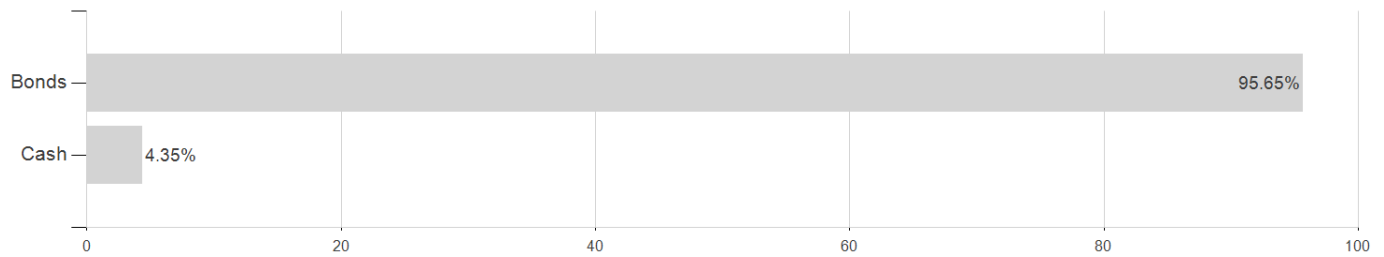
² The Mountain-View Data Fund Rating calculates a comparative ranking for funds using yield, volatility and trend data. For more information visit [MVD Funds Rating](#)

³ Displays the Ethical-Dynamical Ratio calculated according to standard criteria. The maximum value is 100. For more information visit [EDA](#)

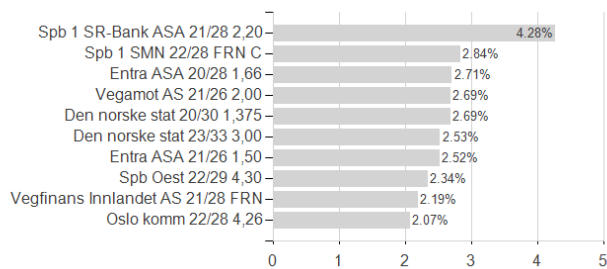
Nordea 1 - Norwegian Bond Fund - AP - NOK / LU0693782939 / A1JSDS / Nordea Inv. Funds

Assessment Structure

Assets



Largest positions



Countries

