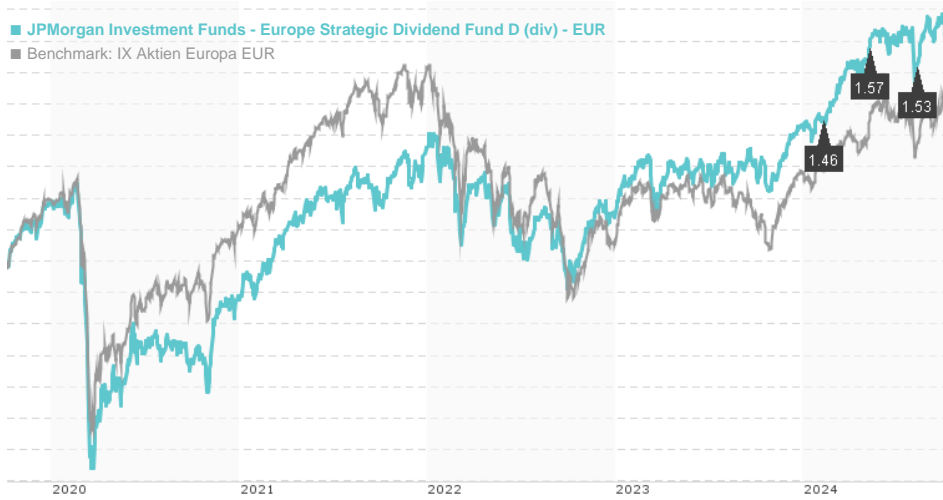


JPMorgan Investment Funds - Europe Strategic Dividend Fund D (div) - EUR / LU0714182606 / A1JQFS / JPMorgan

Last 10/03/2024 <sup>1</sup>	Region	Branch	Type of yield	Type
125.10 EUR	Europe	Mixed Sectors	paying dividend	Equity Fund



Risk key figures

SRI	1	2	3	4	5	6	7
-----	---	---	---	---	---	---	---

Mountain-View Funds Rating <sup>2</sup>	EDA <sup>3</sup>
▲▲▲▲▲▲	74

Yearly Performance

2023	+13.59%
2022	-9.43%
2021	+25.79%
2020	-13.72%
2019	+18.99%

Master data		Conditions		Other figures	
Fund type	Single fund	Issue surcharge	5.00%	Minimum investment	USD 5,000.00
Category	Equity	Planned administr. fee	0.00%	Savings plan	-
Sub category	Mixed Sectors	Deposit fees	0.00%	UCITS / OGAW	Yes
Fund domicile	Luxembourg	Redemption charge	0.50%	Performance fee	0.00%
Tranch volume	(10/03/2024) EUR 56.96 mill.	Ongoing charges	-	Redeployment fee	0.00%
Total volume	(10/03/2024) EUR 529.38 mill.	Dividends		Investment company	
Launch date	12/1/2011	08.08.2024	1.53 EUR	JPMorgan AM (EU)	
KESt report funds	No	08.05.2024	1.57 EUR	PO Box 275, 2012, Luxembourg	
Business year start	01.01.	08.02.2024	1.46 EUR	Luxembourg	
Sustainability type	-	08.11.2023	1.36 EUR	https://www.jpmorganassetmanagement.de	
Fund manager	Michael Barakos, Thomas Buckingham, Mayur Patel	08.08.2023	1.40 EUR		

Performance	1M	6M	YTD	1Y	2Y	3Y	5Y	Since start
Performance	-0.95%	+3.84%	+11.95%	+20.11%	+39.58%	+24.26%	+37.80%	+130.63%
Performance p.a.	-	-	-	+20.05%	+18.12%	+7.51%	+6.62%	+6.72%
Sharpe ratio	-1.54	0.38	1.21	1.66	1.32	0.32	0.20	0.23
Volatility	9.26%	11.91%	10.69%	10.19%	11.25%	13.51%	17.03%	14.86%
Worst month	-	-1.45%	-1.45%	-3.92%	-3.92%	-8.99%	-21.18%	-21.18%
Best month	-	3.49%	4.69%	5.60%	6.54%	6.54%	17.26%	17.26%
Maximum loss	-2.23%	-6.87%	-6.87%	-6.87%	-8.37%	-20.39%	-40.34%	-

Distribution permission

Austria, Germany, Switzerland, United Kingdom, Luxembourg, Czech Republic

<sup>1</sup> Important note on update status: The displayed date refers exclusively to the calculation of the NAV.

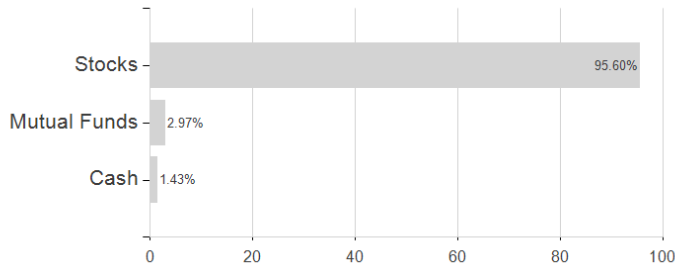
<sup>2</sup> The Mountain-View Data Fund Rating calculates a comparative ranking for funds using yield, volatility and trend data. For more information visit [MVD Funds Rating](#)

<sup>3</sup> Displays the Ethical-Dynamical Ratio calculated according to standard criteria. The maximum value is 100. For more information visit [EDA](#)

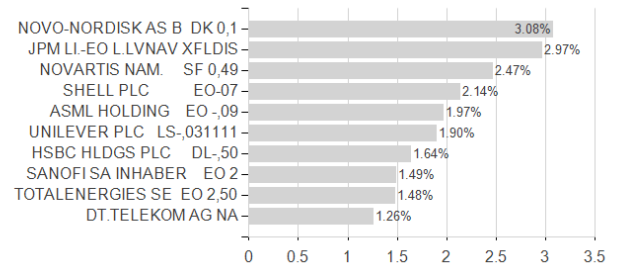
**JPMorgan Investment Funds - Europe Strategic Dividend Fund D (div) - EUR / LU0714182606 / A1JQFS / JPMorgan**

Assessment Structure

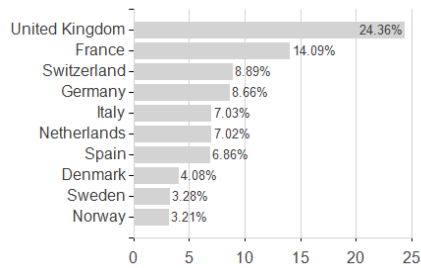
Assets



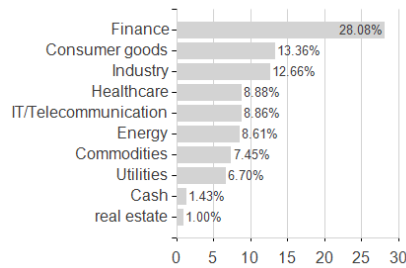
Largest positions



Countries



Branches



Currencies

