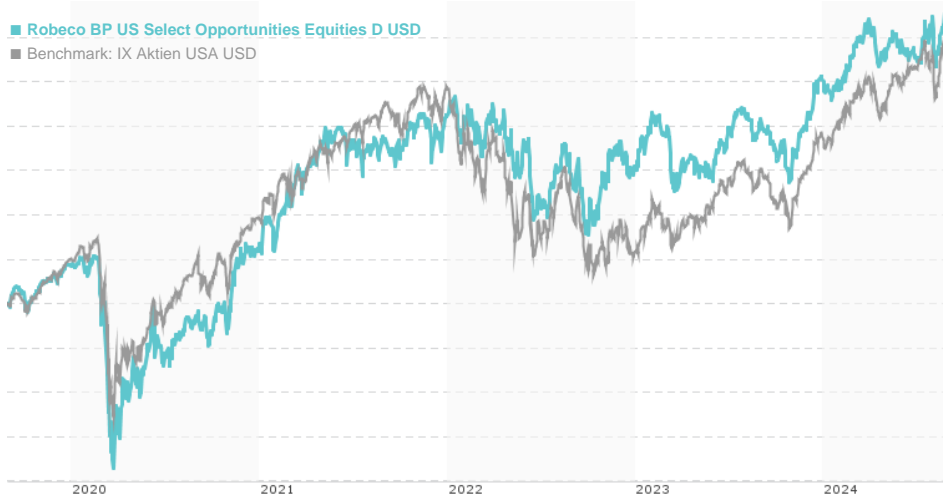


Robeco BP US Select Opportunities Equities D USD / LU0674140396 / A1JKVM / Robeco Inst. AM

Last 08/28/2024 <sup>1</sup>	Country	Branch	Type of yield	Type
414.01 USD	United States of America	Mixed Sectors	reinvestment	Equity Fund



Risk key figures

SRI	1	2	3	4	5	6	7	
Mountain-View Funds Rating <sup>2</sup>							EDA <sup>3</sup>	49

Yearly Performance

2023	+15.19%
2022	-8.30%
2021	+25.47%
2020	+4.33%
2019	+29.77%

Master data		Conditions		Other figures	
Fund type	Single fund	Issue surcharge	5.00%	Minimum investment	UNT 1
Category	Equity	Planned administr. fee	0.00%	Savings plan	-
Sub category	Mixed Sectors	Deposit fees	0.00%	UCITS / OGAW	Yes
Fund domicile	Luxembourg	Redemption charge	0.00%	Performance fee	0.00%
Tranch volume	-	Ongoing charges	-	Redeployment fee	0.00%
Total volume	(08/28/2024) USD 708.55 mill.	<b>Dividends</b>		<b>Investment company</b>	
Launch date	9/20/2011	Robeco Inst. AM			
KESt report funds	Yes	Weena 850, 3014, Rotterdam			
Business year start	01.01.	Netherlands			
Sustainability type	-	https://www.robeco.com			
Fund manager	Steven Pollack, Tim Collard				

Performance	1M	6M	YTD	1Y	2Y	3Y	5Y	Since start
Performance	+0.74%	+5.04%	+8.84%	+17.81%	+26.80%	+19.75%	+66.60%	+314.01%
Performance p.a.	-	-	-	+17.76%	+12.60%	+6.20%	+10.74%	+11.60%
Sharpe ratio	0.32	0.52	0.80	1.08	0.57	0.15	0.30	0.43
Volatility	18.40%	13.29%	12.81%	13.19%	15.98%	17.58%	23.83%	18.63%
Worst month	-	-5.51%	-5.51%	-5.51%	-8.80%	-10.32%	-21.04%	-21.04%
Best month	-	5.82%	6.89%	8.76%	11.37%	11.37%	15.46%	15.46%
Maximum loss	-6.78%	-6.78%	-6.78%	-9.98%	-12.79%	-21.12%	-43.17%	-

Distribution permission

Austria, Germany, Switzerland, United Kingdom

<sup>1</sup> Important note on update status: The displayed date refers exclusively to the calculation of the NAV.

<sup>2</sup> The Mountain-View Data Fund Rating calculates a comparative ranking for funds using yield, volatility and trend data. For more information visit [MVD Funds Rating](#)

<sup>3</sup> Displays the Ethical-Dynamical Ratio calculated according to standard criteria. The maximum value is 100. For more information visit [EDA](#)

**Robeco BP US Select Opportunities Equities D USD / LU0674140396 / A1JKVM / Robeco Inst. AM**

**Investment strategy**

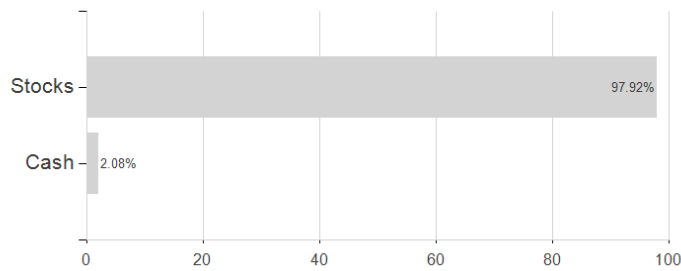
The Sub-fund is actively managed. The securities selected for the Sub-fund's investment universe may be components of the Benchmark, but securities outside the Benchmark may be selected too. The investment policy is not constrained by a benchmark but the Sub-fund uses a benchmark for comparison purposes. The Portfolio Manager has discretion over the composition of the portfolio subject to the investment objectives. The Sub-fund can deviate substantially from the issuer, country and sector weightings of the benchmark. There are no restrictions on the deviation from the benchmark. The benchmark is a broad market weighted index that is not consistent with the environmental, social and governance characteristics promoted by the Sub-fund.

**Investment goal**

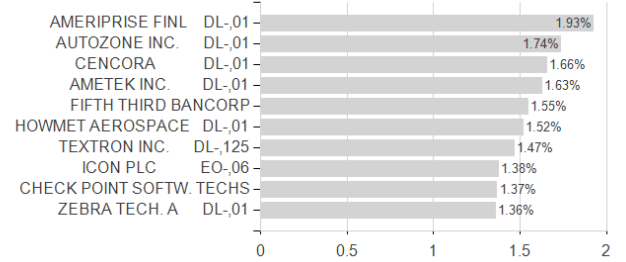
Robeco BP US Select Opportunities Equities is an actively managed fund that invests in mid-cap stocks in the United States. The selection of these stocks is based on fundamental analysis. The fund's objective is to achieve a better return than the index.

**Assessment Structure**

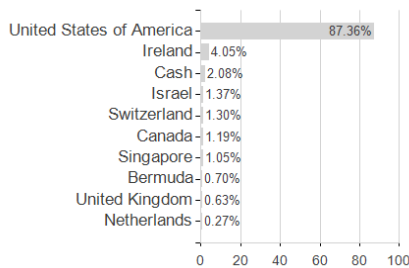
**Assets**



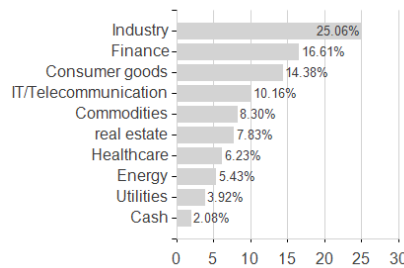
**Largest positions**



**Countries**



**Branches**



**Currencies**

